




DIGITAL
PRICE LIST



PRICE INCREASE
EFFECTIVE
2024.02.01

2024 PRICE LIST

DECAST





Leading Infrastructure Solutions

DECAST is a leading Canadian infrastructure manufacturer. Products include high pressure water pipelines, bridges of all sizes, storm & sanitary systems, engineered precast structures and tunnels for utilities, subways and rail transit.

DECAST Ltd. has two manufacturing facilities located in Stouffville and Utopia Ontario, totalling 668,000 sq. ft. of manufacturing space. Both Facilities are 100% indoors, and are under controlled conditions. DECAST has over 650 highly skilled engineers, operators, machinists and welders.

DECAST is a major contributor to local economic development, with a comprehensive local supply chain. An estimated 3,500+ indirect jobs are created through our local suppliers. Since 1957, we have continually expanded our buildings, operations and workforce.

Most extensive product line in the industry

STORM & SANITARY


ENGINEERED PRECAST

CONCRETE PRESSURE PIPES

BRIDGES & GIRDERS

TUNNELING SOLUTIONS

DECAST





CONTACT

 Rob Micieli Vice President, Sales	416.605.7374
Frank Mazza, C.E.T. Sales	416.520.2779
John Pozzobon, C.E.T. Sales	905.302.1062
Martin Fischer Sales	705.796.8868
Jorge Silveira, A.Sc.T. Sales	416.453.6837
Nicholas Halcovitch Sales	437.328.2489
Mauro DeFranco, P.Eng. Technical Sales Engineer	647.500.3789
Tyler Corcoran P.Eng. Technical Sales Engineer	705.734.2892 ext 2707
Janet Valentine Sales Coordinator	705.734.2892 ext 2277

 **SALES**
sales@decastltd.com

ENGINEERING
engineering@decastltd.com

INFO & INQUIRIES
info@decastltd.com

 **DECAST Ltd.**
8807 County Road 56
Utopia, ON L0M 1T0
1.800.461.5632
705.734.2892

 **WEB**
www.decastltd.com

**ESSA
TOWNSHIP**

HWY 90

COUNTY ROAD 56

 **DECAST Ltd.**

CERTIFICATIONS

Precast / Prestressed Concrete



DECAST product prices are provided here to assist customers in estimating or pricing infrastructure projects themselves. Additional information and the most up to date information can be found on our website at www.decastltd.com.

DECAST will provide quotations for projects on request. DECAST quotations include all products and services that DECAST can provide for a particular project.

To request a quotation, contact our sales team or email sales@decasltd.com. Please provide details of the project and drawings or direct us to the source of the details and drawings.

Reinforced Concrete Pipe, Maintenance Holes, Catch Basins



Concrete Pressure Pipe



Drinking Water Compatibility



Structural Precast



Certificate of Recognition



PRODUCT RELEASE AND DELIVERY

Once an order is placed with DECAST, it is entered into our production system. When customers are ready to receive product, they must call the DECAST Shipping Department to release materials for shipment. At that time, customers can let the shipper know when they would like product delivered and in what order they would like to receive product. Customers will be advised of the estimated date and time of their delivery.

*For structures that have a width of over 3800mm please contact DECAST shipping department 3 weeks prior to shipping, as escort load permits are required by various municipalities which typically take at least 2 weeks.

INDEX

8 Storm and Sanitary

- 10 Reinforced Concrete Pipe
- 12 Reinforced Concrete Jacking Pipe
- 13 Reinforced Concrete Elliptical Pipe
- 14 Tees, Wyes (Fittings)
- 15 Concrete Pipe Bends
- 16 Caps & Plugs
- 18 Box Culverts – OPSS Design Less Than 3000mm
- 20 Conventional Maintenance Holes
- 23 Maintenance Holes Prebenched
- 24 Maintenance Hole Estimate Sheet 0-5 Meter Depth
- 25 Maintenance Hole Estimate Sheet 5-10 Meter Depth
- 26 Flexible Pipe to Maintenance Hole Connectors
- 27 Maintenance Hole – Maximum Pipe Sizes
- 28 IFC-25 (Integrated Frame & Cover MH System)
- 30 Catch Basins
- 31 Appurtenances
- 32 Headwalls – OPSD 804.030
- 33 Headwalls – OPSD 804.040 Modified
- 34 Hydroworks® Hydroguard & Hydrostorm

36 Engineered Precast Solutions

- 38 I-STORM Stormwater Management System
- 40 I-STORM Dimensions & Volumes
- 42 Gravix® Precast Wall System
- 43 Box Culverts - Greater Than 3000mm Span
- 44 Small Spans DE-SPAN®
- 45 Small Spans O-Series®
- 46 O-Series® Span Charts
- 50 Box Maintenance Hole Estimate Sheet 0-7 Meter Depth
- 53 Hole Configuration
- 54 Utility Chambers
- 55 City Of Toronto • T-1108.01-1 Water Meter Chamber
- 56 City Of Toronto • T-1107.02-2 Water Meter Chamber
- 57 City Of Toronto • T-1108.01-3 Double Check Detector Chamber
- 58 Region Of Peel Circular Chamber New Watermains (1-1-5), 0-5 Metre Depth
- 59 Region Of Peel Rectangular Chamber New Watermains (1-1-6), 0-7 Metre Depth
- 60 Region Of Peel Chambers
- 61 Valve Chambers

63 Reinforced Concrete Microtunneling Pipe

64 Concrete Pressure Pipe

- 66 Concrete Pressure Pipe & Fittings
- 68 Steel Pipe and Fittings

70 Bridges & Girders

- 74 NU-Girders, CPCI Girders & Partial Deck Panels
- 76 Box Girders & Slab Girders

78 Terms & Conditions



STORM & SANITARY

DECAST has an extensive inventory of standard precast products for all your storm and sanitary projects.

From Reinforced Concrete Pipe, Fittings, Conventional Maintenance Holes, IFC-25 (Integrated Frame & Cover MH System), Catch Basins, Headwalls, Grade rings to Stormwater Management Systems. You can be sure we will have what you need when you need it.

DECAST



REINFORCED CONCRETE PIPE

INSIDE DIAMETER (mm)	PRICE / METRE			
	CLASS II 50-D	CLASS III 65-D	CLASS IV 100-D	CLASS V 140-D
300	\$142.40	\$142.40	\$142.40	\$142.40
375	\$175.60	\$175.60	\$175.60	\$175.60
450	\$180.90	\$180.90	\$180.90	\$226.30
525	\$197.40	\$197.40	\$230.60	\$272.20
600	\$265.70	\$265.70	\$304.90	\$358.90
675	\$407.20	\$407.20	\$463.40	\$543.00
750	\$536.60	\$536.60	\$613.40	\$716.90
825	\$622.40	\$622.40	\$791.50	\$832.00
900	\$746.80	\$746.80	\$854.30	\$997.50
975	\$819.40	\$862.60	\$981.40	\$1,148.80
1050	\$938.40	\$985.40	\$1,128.30	\$1,314.50
1200	\$1,176.10	\$1,235.40	\$1,413.30	\$1,646.70
1350	\$1,512.50	\$1,588.00	\$1,816.60	\$2,115.60
1500	\$1,850.00	\$1,941.50	\$2,219.70	\$2,589.80
1650	\$2,215.30	\$2,327.70	\$2,660.40	\$3,101.60
1800	\$2,676.80	\$2,814.30	\$3,213.00	\$3,749.30
1950	\$3,104.40	\$3,263.30	\$3,724.40	\$4,347.70
2100	\$3,562.20	\$3,736.70	\$4,273.50	\$4,984.20
2250	\$4,048.30	\$4,252.60	\$4,858.70	\$5,669.20
2400	\$4,738.60	\$4,971.10	\$5,682.10	\$6,629.60
2550	\$5,336.90	\$5,598.90	\$6,401.10	\$7,469.10
2700	\$5,923.20	\$6,218.40	\$7,107.50	\$8,292.40
3000	\$7,253.00	\$7,619.20	\$8,708.00	\$10,158.50
3600	*	*	*	*

* Pricing dependent on required pipe design for each project



APPLICATIONS

- Storm or sanitary sewers
- Designed for gravity flow of fluids

DIMENSIONS

- 300 mm to 3600 mm diameter
- Standard pipe length: 2.44 m

PRICING NOTES

- Self-lubricating gaskets included

STANDARD(S) REFERENCE

- CAN/CSA A 257.2M

REINFORCED CONCRETE PIPE

ADDITIONAL INFORMATION (mm)				
INSIDE DIAMETER (mm)	WALL THICKNESS (mm)	OUTSIDE DIAMETER (mm)	MASS PER PIPE (kg)	STANDARD TRUCKLOAD
300	70	445	550	69
375	76	533	746	51
450	83	623	937	42
525	89	711	1,168	34
600	95	800	1,418	28
675	102	890	1,721	23
750	108	978	1,934	20
825	114	1,066	2,260	17
900	121	1,156	2,573	15
975	127	1,245	2,893	13
1050	133	1,334	3,173	12
1200	127	1,473	3,461	11
1350	140	1,652	4,229	9
1500	152	1,829	5,180	7
1650	165	2,007	6,101	6
1800	179	2,184	6,991	5
1950	191	2,362	8,110	4
2100	203	2,540	9,297	4
2250	216	2,718	10,520	3
2400	229	2,896	11,880	2
2550	241	3,073	12,637	2
2700	254	3,251	14,035	2
3000	279	3,606	17,185	1
3600	350	4,358	26,920	1



REINFORCED CONCRETE JACKING PIPE



INSIDE DIAMETER (mm)	PRICE / METRE	
	CLASS IV 100-D	CLASS V 140-D
1050	\$1,241.40	\$1,445.50
1200	\$1,554.60	\$1,811.50
1350	\$1,998.20	\$2,327.60
1500	\$2,441.70	\$2,848.60
1650	\$2,926.50	\$3,411.80
1800	\$3,534.20	\$4,124.20
1950	\$4,097.10	\$4,782.30
2100	\$4,700.60	\$5,482.70
2250	\$5,344.50	\$6,236.40
2400	\$6,250.30	\$7,292.80
2550	\$7,041.60	\$8,215.70
2700	\$7,818.50	\$9,121.50
3000	\$9,578.70	\$11,174.60



APPLICATIONS

- Use to avoid the disruption of open-cut construction
- Use as a tunnel liner
- Storm or sanitary sewers
- Designed for gravity flow of fluids

DIMENSIONS

- 1050 mm to 3000 mm diameter
- Standard pipe length: 2.44 m

PRICING NOTES

- Self-lubricating gaskets included
- Jacking pipe is designed for jacking conditions
- Prices are for standard jacking pipe
- External steel bands are available at additional cost
- Contact us at sales@decastltd.com for pricing specific to job conditions

STANDARD(S) REFERENCE

- CAN / CSA A 257.2

REINFORCED CONCRETE ELLIPTICAL PIPE

EQUIVALENT DIAMETER (mm)	HEIGHT x WIDTH (mm)	PRICE / METRE			
		HE I	HE II	HE III	HE IV
900	735 x 1145	\$1,082.20	\$1,142.60	\$1,268.80	\$1,455.60
1050	865 x 1345	\$1,324.90	\$1,385.80	\$1,562.70	\$1,791.20
1200	965 x 1525	\$1,628.10	\$1,702.40	\$1,912.50	\$2,206.00
1350	1090 x 1725	\$2,043.20	\$2,151.00	\$2,412.20	\$2,776.00
1500	1220 x 1930	\$2,435.70	\$2,561.60	\$2,883.20	\$3,311.80
1650	1345 x 2110	\$2,888.00	\$3,037.10	\$3,405.50	\$3,923.40
1800	1475 x 2310	\$3,475.60	\$3,643.70	\$4,091.00	\$4,712.00

ADDITIONAL INFORMATION (mm)					
NOMINAL DIAMETER (mm)	HEIGHT x WIDTH (mm)	WALL THICKNESS (mm)	OUTSIDE HEIGHT x WIDTH (mm)	MASS PER PIPE (kg)	STANDARD TRUCKLOAD
900	735 x 1145	114	965 x 1370	2,272	69
1050	865 x 1345	127	1120 x 1600	2962	10
1200	965 x 1525	140	1245 x 1805	3636	9
1350	1090 x 1725	152	1395 x 2030	4,490	6
1500	1220 x 1930	165	1550 x 2260	5,363	5
1650	1345 x 2110	178	1700 x 2465	6,344	4
1800	1475 x 2310	191	1855 x 2690	7,418	4

APPLICATIONS

- Use when there is insufficient headroom for reinforced concrete pipe of the same diameter
- Storm & Sanitary Sewers
- Designed for gravity flow of fluid

DIMENSIONS

- Equivalent nominal diameters: 900 mm, 1050 mm, 1200 mm, 1350 mm, 1500 mm, 1650 mm, 1800 mm
- Standard pipe length: 2.44 m

STANDARD(S) REFERENCE

- ASTM C507M

PRICING NOTES

- Above prices includes jointing material
- Unit Length is 2.44m
- Bends - multiply the price per metre of the horizontal elliptical pipe x 5.0
- Reducers and increasers - multiply the price per metre of the larger horizontal elliptical pipe x 6.0
- Plugs and caps - multiply the price per metre of the HE IV horizontal elliptical pipe x 1.0
- Maintenance hole tee - multiply the price per metre of the horizontal elliptical pipe x 2.44 and add \$6,698.70 for the 1200 mm riser stub
- Tee and wye junctions - multiply the price per metre of the elliptical pipe x 2.44 and then add the corresponding pipe branch price



TEES & WYES (FITTINGS)

APPLICATIONS

- Use when a connection to the main line sewer must be made
- Fittings are made with a branch of the connecting pipe attached to the main line at 90° and at an angle less than 90°, most commonly 45° for a wye

BRANCH SIZE (mm)	PRICE / FITTING					
	300-525	600-825	900-1200	1350-1800	1950-2400	2550-3000 AND BOX CULVERTS
100	\$231.00	\$242.90	\$309.90	\$420.40	\$503.50	\$582.90
125	\$254.10	\$266.10	\$340.30	\$460.60	\$552.70	\$638.90
150	\$279.80	\$294.30	\$374.60	\$508.40	\$608.80	\$705.10
200	\$373.30	\$392.00	\$500.10	\$677.70	\$812.80	\$939.10
250	\$418.10	\$438.50	\$559.40	\$758.80	\$909.90	\$1,052.30
300	\$569.10	\$805.90	\$1,045.60	\$1,481.60	\$1,917.60	\$2,614.10
375	\$688.50	\$921.60	\$1,241.10	\$1,738.60	\$2,287.60	\$2,814.20
450	\$841.60	\$1,041.80	\$1,364.60	\$1,862.30	\$2,411.80	\$2,937.50
525	\$909.10	\$1,074.40	\$1,398.90	\$1,896.40	\$2,445.00	\$2,971.40
600	N/A	\$1,344.20	\$1,676.20	\$2,173.90	\$2,722.00	\$3,248.90
675	N/A	\$1,913.40	\$2,170.60	\$2,668.70	\$3,217.40	\$3,743.90
750	N/A	\$2,471.40	\$2,694.50	\$3,191.70	\$3,740.90	\$4,266.80
825	N/A	\$2,826.80	\$3,015.40	\$3,513.70	\$4,062.90	\$4,588.80
900	N/A	N/A	\$3,506.90	\$4,004.90	\$4,553.30	\$5,078.90
975	N/A	N/A	\$3,992.80	\$4,450.00	\$4,999.20	\$5,525.40
1050	N/A	N/A	\$4,534.90	\$4,946.60	\$4,455.00	\$6,021.10
1200	N/A	N/A	\$5,596.10	\$5,939.00	\$6,488.80	\$7,014.30
1350	N/A	N/A	N/A	\$7,405.80	\$7,912.20	\$8,534.80
1500	N/A	N/A	N/A	\$8,943.60	\$9,447.90	\$10,000.50
1650	N/A	N/A	N/A	\$10,608.50	\$11,041.00	\$11,593.00
1800	N/A	N/A	N/A	\$12,739.70	\$22,460.20	\$13,652.50

ADDITIONAL INFORMATION

SCRIBED HOLES & KNOCKOUTS	
MAINLINE PIPE SIZE (mm)	PRICE EACH
UP TO 1350mm	\$166.10
1500mm AND OVER	\$332.20

DIAMETER (REDUCER OR INCREASER) (mm)	PRICE
300 TO 3000	PRICE PER METRE LARGER PIPE x 6.5

DIMENSIONS

- Branch pipe diameters 100 mm to 1800 mm diameter

PRICING NOTES

- Self-lubricating gaskets included
- To calculate the price of a Tee or Wye junction multiply the price per metre of the main pipe by 2.44 and add the corresponding price for the required branch as listed above
- 100 mm to 300 mm branch prices are based on smooth wall PVC SDR35 pipe
- 375 mm to 600 mm branch prices are based on ribbed PVC pipe
- Maintenance hole tee prices are calculated the same way as pipe tee prices
- Contact us at sales@decastltd.com for prices of other branch sizes not listed here
- 1200 mm, 1500 mm and 1800 mm branches can also be provided as maintenance hole tees

STANDARD(S) REFERENCE

- CSA A257.2

CONCRETE PIPE BENDS

INSIDE DIAMETER (mm)	PRICE / METRE			
	CLASS II 50-D	CLASS III 65-D	CLASS IV 100-D	CLASS V 140-D
300	\$766.90	\$766.90	\$766.90	\$766.90
375	\$949.80	\$949.80	\$949.80	\$949.80
450	\$978.50	\$978.50	\$978.50	\$1,222.60
525	\$1,065.90	\$1,065.90	\$1,246.10	\$1,467.60
600	\$1,354.70	\$1,354.70	\$1,555.70	\$1,831.40
675	\$2,036.30	\$2,036.30	\$2,318.70	\$2,714.80
750	\$2,684.10	\$2,684.10	\$3,068.70	\$3,585.10
825	\$3,112.20	\$3,112.20	\$3,957.80	\$4,160.10
900	\$3,731.10	\$3,731.10	\$4,268.90	\$4,982.70
975	\$4,097.00	\$4,314.50	\$4,908.40	\$5,740.70
1050	\$4,691.10	\$4,927.70	\$5,640.90	\$6,572.00
1200	\$5,878.20	\$6,176.10	\$7,066.50	\$8,235.20
1350	\$7,564.60	\$7,939.00	\$9,082.60	\$10,578.30
1500	\$9,248.00	\$9,705.00	\$11,097.80	\$12,947.40
1650	\$11,077.50	\$11,638.00	\$13,300.40	\$15,503.10
1800	\$13,383.60	\$14,069.60	\$16,065.70	\$18,745.50
1950	\$15,523.20	\$16,313.80	\$18,621.30	\$21,738.20
2100	\$17,810.50	\$18,683.30	\$21,365.70	\$24,917.90
2250	\$20,242.60	\$21,260.10	\$24,293.60	\$28,346.80
2400	\$23,691.70	\$24,855.80	\$28,408.80	\$33,147.70
2550	\$26,683.70	\$27,993.40	\$32,004.30	\$37,345.70
2700	\$29,614.70	\$31,090.70	\$35,538.00	\$41,460.20
3000	\$36,264.60	\$38,094.00	\$43,539.10	\$50,791.20

APPLICATIONS

- Bends can be used to accommodate a change of alignment in a pipeline

DIMENSIONS

- 1/4 bend – 90°, 1/8 bend – 45°
- Pipe diameters 300 mm to 3000 mm

PRICING NOTES

- Self-lubricating gaskets included
- Other bend angles available, contact sales@decastltd.com

STANDARD(S) REFERENCE

- CSA A257.2, CSA A257.1

CAPS & PLUGS

INSIDE DIAMETER (mm)	PRICE
300	\$142.40
375	\$175.60
450	\$226.30
525	\$272.20
600	\$358.90
675	\$543.00
750	\$716.90
825	\$832.00
900	\$997.50
975	\$1,148.80
1050	\$1,314.50
1200	\$1,646.70
1350	\$2,115.60
1500	\$2,589.80
1650	\$3,101.60
1800	\$3,749.30
1950	\$4,347.70
2100	\$4,984.20
2250	\$5,669.20
2400	\$6,629.60
2550	\$7,469.10
2700	\$8,292.40
3000	\$10,158.50

APPLICATIONS

- Caps and plugs can be made to close either the bell or spigot end of a pipe line temporarily during construction or to allow for stage construction

DIMENSIONS

- Available for pipe diameters 300 mm to 3000 mm

PRICING NOTES

- Self-lubricating gasket included

STANDARD(S) REFERENCE

- CSA A257.2



BOX CULVERT OPSS DESIGN SPANS 3000MM OR LESS

SPAN x RISE (mm)	PRICE / METRE	
	OPSS 1821 (0.6m - 3.5m Cover)	CHBDC
1800 x 900	\$3,060.30	\$3,851.20
1800 x 1200	\$3,340.50	\$4,189.60
2400 x 1200	\$4,262.30	\$5,358.00
2400 x 1500	\$4,566.30	\$5,785.30
2400 x 1800	\$4,871.30	\$6,096.40
3000 x 1500	\$6,668.90	\$8,201.40
3000 x 1800	\$7,051.00	\$8,545.00
3000 x 2100	\$7,430.00	\$8,990.70
3000 x 2400	\$7,807.90	\$9,440.30

APPLICATIONS

- Conveyance of storm water from urban developments
- Designed for gravity flow of fluids
- Can be used as small bridges and for stream crossings where natural stream bed does not have to be maintained

DIMENSIONS

- Standard length of sections is 2.44 m

PRICING NOTES

- Price includes joint filter fabric
- Add 5% for butyl / mastic sealant or self-lubricating gasket

STANDARD(S) REFERENCE

- OPSS, CHBDC



DECAST

BOX CULVERT OPSS DESIGN SPANS 3000MM OR LESS

FEATURES AVAILABLE ON REQUEST	PRICE
Bends	5 x price per metre of culvert section
Reducers & Increases	6 x price per metre of culvert section
Beveled Ends	1.2 x price of straight section (20% upcharge)
Scribed Holes	\$348.60
Flush Ends	\$1,195.60
Hole For 685mm Access Opening	\$1,992.60
Maintenance hole Tee - 1200mm Diameter	\$7,365.00
Plugs & Caps	Price per metre = total price per piece
Dowels & Inserts - 15m	\$106.90

ADDITIONAL INFORMATION		
SPAN x RISE (mm)	WALL THICKNESS (mm)	APPROX. MASS (kg/m)
1800 x 900	200	3,380
1800 x 1200	200	3,690
2400 x 1200	200	4,560
2400 x 1500	200	4,870
2400 x 1800	200	5,170
3000 x 1500	250	6,860
3000 x 1800	250	7,250
3000 x 2100	250	7,630
3000 x 2400	250	8,020



*For spans greater than 3000mm, see page 43

CONVENTIONAL MAINTENANCE HOLES

1200mm DIAMETER			PRICE	MASS (kg)
Flat Cap			\$927.10	720
Tapered Top			\$1,627.10	1,975
Risers	HEIGHTS (m)	\$/m	PRICE	MASS (kg)
	0.305	\$1,185.60	\$361.61	409
	0.610	\$1,185.60	\$723.22	817
	0.914	\$1,185.60	\$1,083.64	1,225
	1.219	\$1,185.60	\$1,445.25	1,633
	1.829	\$1,185.60	\$2,168.46	2,450
Mono Base	HEIGHTS (m)		PRICE	MASS (kg)
	0.762		\$1,778.80	1,475
	0.914		\$1,958.70	1,682
	1.067		\$2,139.30	1,887
	1.219		\$2,315.00	2,092
	1.372		\$2,499.80	2,297
	1.524		\$2,680.00	2,502
Base Slab			\$927.10	773
Safety Grate			\$2,221.60	
1500mm DIAMETER			PRICE	MASS (kg)
Flat Cap			\$1,847.20	1,818
Twin Inlet Catch Basin Flat Cap			\$1,847.20	1,546
Ditch Inlet Catch Basin Flat Cap			\$1,847.20	1,376
Tapered Transition Section c/w Steps			\$1,847.20	1,560
Risers	HEIGHTS (m)	\$/m	PRICE	MASS (kg)
	0.305	\$1,797.10	\$548.12	591
	0.610	\$1,797.10	\$1,096.23	1,183
	0.914	\$1,797.10	\$1,642.55	1,773
	1.219	\$1,797.10	\$2,190.66	2,364
	1.524	\$1,797.10	\$2,738.78	2,956
	1.829	\$1,797.10	\$3,286.90	3,548
	2.134	\$1,797.10	\$3,835.01	4,140
	2.438	\$1,797.10	\$4,381.33	4,729

APPLICATIONS

- Maintenance holes are used at changes in size, alignment, or grade of the pipeline and entry to permit maintenance

DIMENSIONS

- 1200 mm, 1500 mm, 1800 mm, 2400 mm, 3000 mm, 3600 mm diameter

STANDARD(S) REFERENCE

- CSA A257.4

DECAST

CONVENTIONAL MAINTENANCE HOLES

1500mm DIAMETER (continued)

Mono Base HEIGHTS (m)		PRICE	MASS (kg)	
1.422		\$4,581.10	3,823	
1.727		\$5,130.40	4,423	
2.032		\$5,678.50	5,024	
2.184		\$5,951.80	5,323	
Base Slab		\$1,847.20	1,773	
Safety Grate		\$3,128.40		
1800mm DIAMETER		PRICE	MASS (kg)	
Flat Cap		\$2,491.00	2,720	
Twin Inlet Catch Basin Flat Cap		\$2,491.00	2,450	
Ditch Inlet Catch Basin Flat Cap		\$2,491.00	2,100	
Tapered Transition Section c/w Steps		\$2,491.00	2,400	
Risers	HEIGHTS (m)	\$/m	PRICE	MASS (kg)
	0.305	\$2,555.50	\$779.43	591
	0.610	\$2,555.50	\$1,558.86	1,183
	0.914	\$2,555.50	\$2,335.73	1,773
	1.219	\$2,555.50	\$3,115.15	2,364
	1.524	\$2,555.50	\$3,894.58	2,956
	1.829	\$2,555.50	\$4,674.01	3,548
	2.134	\$2,555.50	\$5,453.44	4,140
	2.438	\$2,555.50	\$6,230.31	4,729
Base Slab		\$2,491.00	2,360	
Safety Grate		\$4,059.00		
2400mm DIAMETER		PRICE	MASS (kg)	
Flat Cap		\$4,936.20	4,898	
Twin Inlet Catch Basin Flat Cap		\$4,936.20	4,700	
Ditch Inlet Catch Basin Flat Cap - Type A		\$4,936.20	3,775	
Ditch Inlet Catch Basin Flat Cap - Type B		\$4,936.20	4,490	
Transition Slab		\$4,936.20	4,185	

* Refer to pages 50 - 52 for Box Maintenance Holes

CONVENTIONAL MAINTENANCE HOLES

2400mm DIAMETER (continued)				
Risers	HEIGHTS (m)	\$/m	PRICE	MASS (kg)
	0.610	\$4,555.70	\$2,778.98	2,812
	0.914	\$4,555.70	\$4,163.91	4,214
	1.219	\$4,555.70	\$5,553.40	5,620
	1.524	\$4,555.70	\$6,942.89	7,026
	1.829	\$4,555.70	\$8,332.38	8,432
	2.134	\$4,555.70	\$9,721.86	9,838
	2.438	\$4,555.70	\$11,106.80	11,239
Base Slab			\$4,936.20	4,548
Safety Grate			\$6,347.60	
3000mm DIAMETER			PRICE	MASS (kg)
Flat Cap			\$8,312.80	8,142
3000 - 1200mm Transition Slab c/w Steps			\$8,312.80	7,258
Risers	HEIGHTS (m)	\$/m	PRICE	MASS (kg)
	0.610	\$7,127.10	\$4,347.53	4,269
	0.914	\$7,127.10	\$6,514.17	6,437
	1.219	\$7,127.10	\$8,687.93	8,585
	1.524	\$7,127.10	\$10,861.70	103,764
	1.829	\$7,127.10	\$13,035.47	12,882
	2.134	\$7,127.10	\$15,209.23	15,030
	2.438	\$7,127.10	\$17,375.87	17,171
Base Slab			\$8,312.80	8,255
Safety Grate			AVAILABLE UPON REQUEST	
3600mm DIAMETER			PRICE	MASS (kg)
Flat Cap			\$14,679.10	10,500
Risers	HEIGHTS (m)	\$/m	PRICE	MASS (kg)
	0.610	\$15,532.40	\$9,474.76	6,736
	0.914	\$15,532.40	\$14,196.61	10,092
	1.219	\$15,532.40	\$18,934.00	13,460
	1.524	\$15,532.40	\$23,671.38	16,828
	1.829	\$15,532.40	\$28,408.76	20,196
	2.134	\$15,532.40	\$33,146.14	23,552
	2.438	\$15,532.40	\$37,867.99	26,920
Transition Slab			\$14,679.10	10,500
Base Slab			\$14,679.10	10,500
Safety Grate			AVAILABLE UPON REQUEST	

* For 3600mm diameter maintenance holes which have an outside diameter greater than 3800mm, please contact Decast shipping department 3 weeks prior to shipping, as escort load permits are required by various municipalities which typically take at least 2 weeks.

MAINTENANCE HOLES PREBENCHED

Maintenance Hole Diameter (mm)	PRICE
1200	\$1,030.20
1500	\$1,438.40

APPLICATIONS

- Specify prebenched maintenance holes so that maintenance holes can be placed and pipes connected without the delay of benching on-site. Prebenching creates a channel at the bottom of the maintenance hole to direct the flow of water from the inlet pipe(s) to the outlet pipe(s) efficiently



MAINTENANCE HOLE ESTIMATE SHEET 0-5 METRE DEPTH

PRECAST REQUIRED		PRICE				
		MAINTENANCE HOLE DIAMETER (mm)				
FEET	METRES	1200	1500	1800	2400	3000
4.5	1.37	\$3,066.00	Too Shallow	Too Shallow	Too Shallow	Too Shallow
5.0	1.52	\$3,241.90	\$5,611.50	\$7,708.40	Too Shallow	Too Shallow
5.5	1.68	\$3,428.00	\$5,884.90	\$8,096.30	N/A	N/A
6.0	1.83	\$3,603.90	\$6,160.00	\$8,487.80	\$16,121.60	\$26,402.70
6.5	1.98	\$3,789.60	\$6,432.80	\$8,875.80	N/A	N/A
7.0	2.13	\$3,965.30	\$6,705.80	\$9,090.50	\$17,510.10	\$28,575.10
7.5	2.29	\$4,150.10	\$6,981.40	\$9,655.30	N/A	N/A
8.0	2.44	\$3,766.50	\$7,254.20	\$10,043.30	\$18,898.60	\$30,747.20
8.5	2.59	\$3,942.30	\$7,529.20	\$10,434.40	N/A	N/A
9.0	2.74	\$4,128.30	\$7,908.00	\$10,582.00	\$20,287.70	\$32,919.30
9.5	2.90	\$4,303.90	\$8,181.20	\$10,970.60	N/A	N/A
10.0	3.05	\$4,489.90	\$8,269.90	\$10,943.90	\$21,675.70	\$35,091.80
10.5	3.20	\$4,665.40	\$8,542.90	\$11,332.30	N/A	N/A
11.0	3.35	\$4,850.20	\$8,631.40	\$11,305.40	\$22,629.00	\$39,275.80
11.5	3.51	\$5,026.30	\$8,904.70	\$11,693.60	N/A	N/A
12.0	3.66	\$5,212.20	\$8,991.80	\$11,665.90	\$22,990.40	\$39,637.00
12.5	3.81	\$5,387.50	\$8,608.20	\$11,282.20	N/A	N/A
13.0	3.96	\$5,573.80	\$8,881.50	\$11,670.80	\$23,351.80	\$39,998.50
13.5	4.11	\$5,749.50	\$8,970.00	\$11,644.40	N/A	N/A
14.0	4.27	\$5,935.30	\$9,243.10	\$12,032.70	\$23,713.20	\$40,359.80
14.5	4.42	\$6,109.90	\$9,331.70	\$12,005.90	N/A	N/A
15.0	4.57	\$6,295.70	\$9,603.30	\$12,394.00	\$24,074.80	\$40,721.30
15.5	4.72	\$6,471.80	\$9,692.20	\$12,366.50	N/A	N/A
16.0	4.88	\$6,657.60	\$9,965.20	\$12,754.80	\$24,436.40	\$41,082.70
16.5	5.03	\$9,054.80	\$12,275.20	\$14,949.30	N/A	N/A
17.0	5.18	\$9,414.60	\$12,548.40	\$15,337.60	\$27,019.20	\$43,665.80
17.5	5.33	\$9,416.10	\$12,636.80	\$15,330.30	N/A	N/A
18.0	5.49	\$9,602.10	\$12,910.00	\$15,699.40	\$27,380.30	\$44,026.80
18.5	5.64	\$9,776.80	\$12,998.80	\$15,672.60	N/A	N/A
19.0	5.79	\$9,962.90	\$13,271.90	\$15,517.80	\$27,742.00	\$44,388.80

PRICING NOTES • Prices shown in these tables are based on the following assumptions:
Precast required is approximately equal to the grade elevation less the lowest pipe invert elevation plus the sump. For maintenance holes that will be benched the sump is zero. If sump is required, add 0.3 m to top of grade

MAINTENANCE HOLE ESTIMATE

SHEET 5-10 METRE DEPTH

PRECAST REQUIRED		PRICE				
		MAINTENANCE HOLE DIAMETER (mm)				
FEET	METRES	1200	1500	1800	2400	3000
19.5	5.94	\$10,138.50	\$13,359.00	\$16,032.80	N/A	N/A
20.0	6.10	\$10,324.40	\$13,632.20	\$16,421.40	\$28,103.60	\$44,750.00
20.5	6.25	\$10,499.90	\$13,720.70	\$16,395.10	N/A	N/A
21.0	6.40	\$10,686.20	\$13,993.90	\$16,783.40	\$28,464.60	\$45,111.20
21.5	6.56	\$10,860.60	\$14,082.30	\$16,756.70	N/A	N/A
22.0	6.71	\$11,047.90	\$14,355.50	\$17,144.70	\$28,826.30	\$45,472.90
22.5	6.86	\$11,223.50	\$14,442.10	\$17,117.00	N/A	N/A
23.0	7.01	\$11,408.30	\$14,716.30	\$17,505.60	\$29,187.40	\$45,834.20
23.5	7.16	\$11,583.90	\$14,804.50	\$17,478.70	N/A	N/A
24.0	7.35	\$11,770.10	\$15,077.60	\$17,867.00	\$29,549.10	\$46,195.60
24.5	7.47	\$11,945.60	\$15,166.30	\$17,840.30	N/A	N/A
25.0	7.62	\$12,131.60	\$15,439.40	\$18,228.70	\$29,910.70	\$46,557.20
25.5	7.77	\$12,306.00	\$15,526.60	\$18,200.90	N/A	N/A
26.0	7.92	\$12,493.30	\$15,799.90	\$18,589.10	\$30,271.70	\$46,918.40
26.5	8.08	\$12,667.80	\$15,888.50	\$18,562.30	N/A	N/A
27.0	8.23	\$12,853.70	\$16,161.60	\$18,950.90	\$30,633.50	\$47,279.90
27.5	8.38	\$13,029.30	\$16,249.90	\$18,923.90	N/A	N/A
28.0	8.53	\$13,215.60	\$16,523.30	\$19,312.50	\$30,994.40	\$47,641.40
28.5	8.69	\$13,391.20	\$16,612.00	\$19,286.10	N/A	N/A
29.0	8.84	\$13,576.80	\$16,884.80	\$19,673.90	\$31,356.40	\$48,002.90
29.5	8.99	\$13,752.90	\$16,972.40	\$19,646.30	N/A	N/A
30.0	9.14	\$13,938.70	\$17,245.10	\$20,034.80	\$31,717.90	\$48,364.30
30.5	9.30	\$14,114.60	\$17,333.70	\$20,007.90	N/A	N/A
31.0	9.45	\$14,299.30	\$17,607.10	\$20,396.20	\$32,078.90	\$48,725.60
31.5	9.60	\$14,474.60	\$17,695.60	\$20,444.50	N/A	N/A
32.0	9.75	\$14,660.90	\$17,968.70	\$20,758.00	\$32,440.70	\$49,087.10
32.5	9.91	\$14,836.60	\$18,057.20	\$20,731.30	N/A	N/A
33.0	10.06	\$17,244.20	\$18,330.50	\$21,119.50	\$32,801.60	\$49,448.60
33.5	10.21	Special Base	Special Base	Special Base	Special Base	Special Base

PRICING NOTES

- Prices for maintenance holes greater than 5.0 m deep include a 1200 mm diameter safety grate
- 1500 mm, 1800 mm and 2400 mm diameter maintenance holes transition to 1200 mm diameter when precast required is greater than 2.6 m. Base riser height is 1.829 m minimum

FLEXIBLE PIPE TO MAINTENANCE HOLE CONNECTORS

PIPE DIAMETER (mm)	PRICE - PVC PIPE CONNECTOR	PRICE - CONCRETE PIPE CONNECTOR
Step Down Connector (38 to 125)	\$326.50	N/A
150	\$326.50	\$326.50
200	\$326.50	\$326.50
250	\$426.50	\$426.50
300	\$426.50	\$557.40
375	\$557.40	\$670.20
450	\$670.20	\$847.70
525	\$847.70	\$1,001.00
600	\$948.30	\$1,186.40
675	\$1,001.00	\$1,339.00
750	\$1,186.40	\$1,425.30
825	N/A	\$1,517.80
900	\$1,425.30	\$1,587.20
795	N/A	\$2,152.30
1050	N/A	\$2,717.00

APPLICATIONS

- Use to quickly connect concrete and PVC pipes to maintenance holes and provide a watertight seal

DIMENSIONS

- Up to 1050 mm

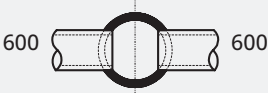

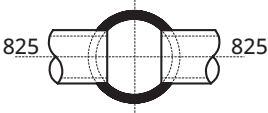
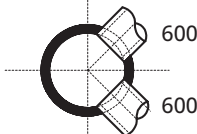
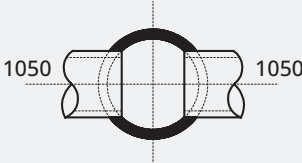

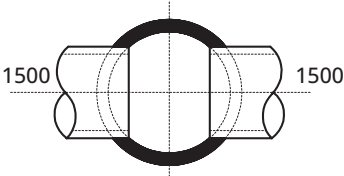
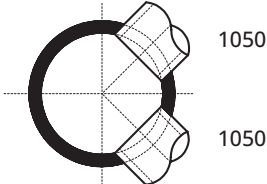
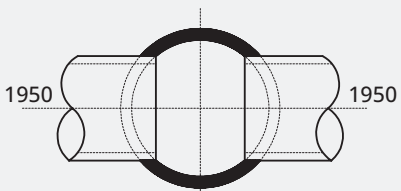
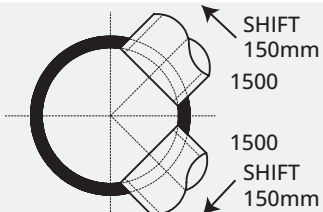
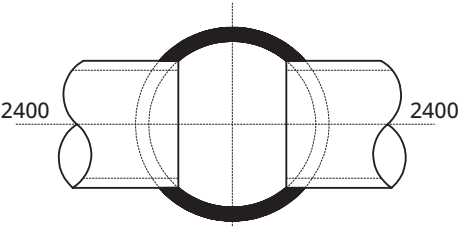
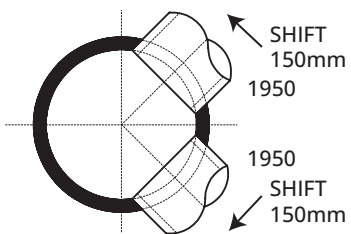
PRICING NOTES

- Flexible pipe to maintenance hole connectors are either shipped preinstalled in the maintenance hole or can be shipped separately for installation in holes cored onsite

CORED HOLE DIAMTERS, PIPE CONNECTORS & MINIMUM MH SIZES

PIPE DIAMETER (mm)	PVC PIPE		CONCRETE PIPE		MIN MH SIZE WHEN USING CONNECTORS (mm)
	CONNECTOR SKU	CORED HOLE DIAMETER (mm)	CONNECTOR SKU	CORED HOLE DIAMETER (mm)	
Step Down Connector (38 to 125)	PSX 8-11	203	—	—	1200
150	PSX 12-06	305	PSX 12-8	305	1200
200	PSX 12-08	305	PSX 16Y	406	1200
250	PSX 16Y	406	PSX 16M	406	1200
300	PSX 16M	406	PSX 22L	560	1200
375	PSX 20Y	508	PSX 24A	610	1200
450	PSX 22M	560	PSX 28A	711	1200
525	—	—	PSX 32L	813	1500
525	PSX 26L	660	S306-32	813	1200
600	—	—	PSX 36A	914	1800
600	PSX 28A	711	S306-34L	864	1200
675	—	—	PSX 40L	1,016	1800
675	PSX 32L	813	S306-38L	965	1500
750	PSX 36A	914	PSX 42A	1,067	1800
750	—	—	S306-42	1,067	1800
825	—	—	PSX 45A	1,168	2400
825	—	—	S306-46	1,168	1800
900	—	—	PSX 48L	1,219	2400
900	PSX 42A	1,067	S306-48L-STM	1,219	1800
975	—	—	S206-54	1,372	2400
1050	—	—	S20656L	1,422	2400

MAINTENANCE HOLE MAXIMUM PIPE SIZES

MAINTENANCE HOLE DIAMETER (mm)	MAXIMUM PIPE SIZE FOR STRAIGHT THROUGH INSTALLATION (mm)	MAXIMUM PIPE SIZE FOR RIGHT ANGLE INSTALLATION (mm)
1200	600 	 450 450
1500	825 	 600 600
1800	1050 	 825 825
2400	1500 	 1050 1050
3000	1950 	 SHIFT 150mm 1500 1500 SHIFT 150mm
3600	2400 	 SHIFT 150mm 1950 1950 SHIFT 150mm

PRICING NOTES:

- All dimensions for concrete pipe
- Knockouts for small diameter catch basin leads (250mm & 300 mm) could be provided in addition to what is shown

IFC-25 (Integrated Frame & Cover MH System)

IFC-25 MH SYSTEM	PRICE	MASS (kg)
1200 IFC-25 Tapered Top	\$2,042.80	2,011
IFC-25 Telescopic Frame (Ductile Iron)*	\$608.80	107
Standard OPSS Cover	\$317.70	76
Safety Step (when required)	\$41.80	
*Final selling price, no discounts		
IFC-25 GRADE ADJUSTMENT UNITS	PRICE	MASS (kg)
100mm IFC-25 Adjustment Unit	\$52.50	61
150mm IFC-25 Adjustment Unit	\$81.80	95
200mm IFC-25 Adjustment Unit	\$111.10	129
250mm IFC-25 Adjustment Unit	\$141.40	164
300mm IFC-25 Adjustment Unit	\$170.90	198
350mm IFC-25 Adjustment Unit	\$200.80	233
400mm IFC-25 Adjustment Unit	\$230.30	267
450mm IFC-25 Adjustment Unit	\$260.30	302
500mm IFC-25 Adjustment Unit	\$289.70	336
550mm IFC-25 Adjustment Unit	\$319.80	371

Contact DECAST for pricing and sourcing on other materials required:

- Approved Precision Fast Set Grout
- HDPE Shims (1/4", 1/2", 1")
- Inflatable Forms (rental or purchase)
- Asphaltting Tools



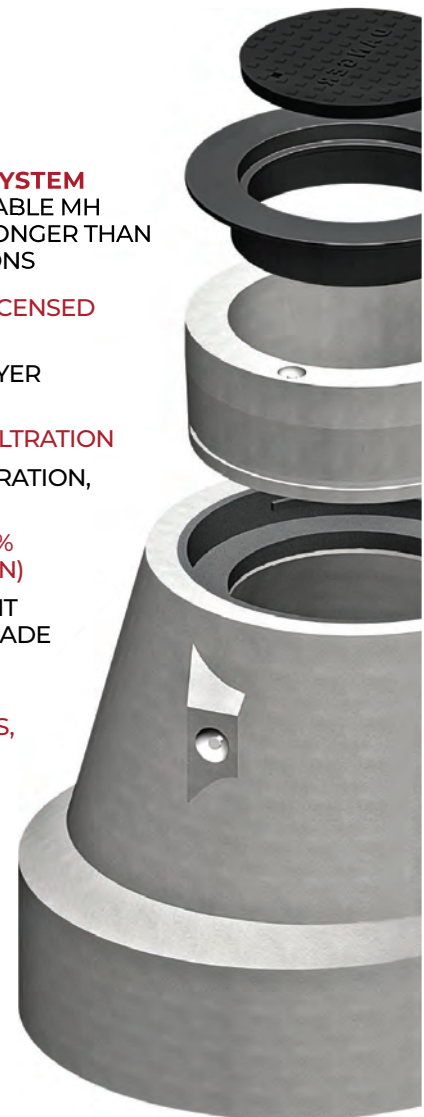
IFC MAINTENANCE HOLE SYSTEM
A SOLID, ROBUST, IMPENETRABLE MH SYSTEM THAT LASTS MUCH LONGER THAN CONVENTIONAL INSTALLATIONS

- APPROVED, SPECIFIED & LICENSED ACROSS ONTARIO
- SAVES MILLIONS OF TAXPAYER DOLLARS
- ELIMINATES INFLOW & INFILTRATION
- MINIMIZES ROAD DETERIORATION, LONGER LIFE-CYCLE
- DUCTILE IRON FRAME (270% STRONGER THAN CAST IRON)
- PRECAST ADJUSTMENT UNIT (200% STRONGER THAN GRADE RINGS)
- QUICK ADJUSTMENTS, LESS TRAFFIC DISRUPTIONS, IMPROVES SAFETY

APPLICATIONS

- Use in place of grade adjustment rings to mitigate inflow and infiltration and minimize road repairs
- New installations and rehabilitations of existing maintenance holes

Refer to www.ifcmhsystem.com for IFC installation guides, videos, brochures and more information



PRICE COMPARISON (2023)

IFC-25 VS CONVENTIONAL MH

Total Cost to Date								
Instance	IFC-25 MH		Conventional MH		IFC-25 Year 7 - Repair	Conventional	Conventional (w/Melrol ⁵)	IFC=25 Total Savings TO Date
Year 0 - Initial Installation	IFC Taper Top:	\$1,964.20	Standard Taper Top:	\$1,564.50	\$3,604.10	\$3,531.70	\$3,781.70	\$72.40 More Compered to Conventional
	IFC Adjustment Unit ³ :	\$164.30	Grade Rings ³ :	\$414.00				
	IFC Frame:	\$585.40	Conventional Frame:	\$270.00				
	Standard OPS Cover:	\$305.20	Standard OPS Cover:	\$305.20				
	Base Adjustment (Labour) ⁴ :	\$530.00	Base Adjustment (Labour) ⁴ :	\$516.00				
	Final Adjustment (Labour) ⁴ :	\$55.00	Final Adjustment (Labour) ⁴ :	\$462.00				\$177.60 Less Compared to Conventional w/ Melrol
	Total:	\$3,604.10	Total:	\$3,531.70				
			Melrol ⁵ :	\$250.00				
			Total:	\$3781.70				
Year 7 - Repair	No Repair Required:	\$0.00	1st Repair:	\$1,164.00	\$3,604.10	\$4,695.70	\$5,195.70	\$1,091.60 to \$1,591.60
			1st Repair w/Melrol ⁵ :	\$1,414.00				
Year 14 - Repair	1st Repair:	\$200.00	2nd Repair:	\$1,164.00	\$3,804.10	\$5,859.70	\$6,609.70	\$2,055.60 to \$4,219.60
			2nd Repair w/Melrol ⁵ :	\$1,414.00				
Year 21 - Repair	No Repair Required:	\$0.00	3rd Repair:	\$1,164.00	\$3,804.10	\$7,023.70	\$8,023.70	\$3,219.60 to \$4,291.60
			3rd Repair w/Melrol ⁵ :	\$1,414.00				
Year 28 - Repair	2nd Repair:	\$200.00	4th Repair:	\$1,164.00	\$4,004.10	\$8,187.70	\$9,437.70	\$4,183.60 to \$5,433.60
			4th Repair w/Melrol ⁵ :	\$1,414.00				
Year 30- Lifecycle ⁶ Summary	IFC-25:	2x Non-Invasive & low cost repairs required ⁷				Lowest Lifecycle Cost		
	Conventional:	4x Intrusive, expensive and time consuming repairs required ⁸				105% More Expensive than IFC-25		
	Conventionalw/Molrol:	4x Intrusive, expensive and time consuming repairs required ⁸				135% More Expensive than IFC-25		



CATCH BASINS

DESCRIPTION	HEIGHTS (m)	PRICE/METRE	PRICE	MASS (kg)
600mm x 600mm Catch Basin - 115mm wall	1.067	\$776.60	\$828.63	1,003
	1.219	\$776.60	\$946.68	1,146
	1.372	\$776.60	\$1,065.50	1,290
	1.524	\$776.60	\$1,183.54	1,433
	1.676	\$776.60	\$1,301.58	1,575
	1.829	\$776.60	\$1,420.40	1,719
	1.981	\$776.60	\$1,538.44	1,862
	2.134	\$776.60	\$1,657.26	2,005
	2.286	\$776.60	\$1,775.31	2,152
	2.438	\$776.60	\$1,893.35	2,290
600mm x 1450mm Twin Inlet Catch Basin - 115mm wall	1.372	\$1,506.90	\$2,067.47	2,250
	1.524	\$1,506.90	\$2,296.52	2,499
	1.676	\$1,506.90	\$2,525.56	2,749
	1.829	\$1,506.90	\$2,756.12	3,000
	1.981	\$1,506.90	\$2,985.17	3,249
	2.134	\$1,506.90	\$3,215.72	3,500
	2.286	\$1,506.90	\$3,444.77	3,657
	2.438	\$1,506.90	\$3,673.82	3,900
600mm x 600mm Catch Basin - 150mm wall		\$1,049.60		1,220/m
600mm x 600mm Ditch Inlet Catch Basin - 150mm wall		\$1,160.00		1,220/m
600mm x 1200mm Ditch Inlet Catch Basin - 150mm wall		\$1,800.80		1,785/m

APPLICATIONS

- Collection of stormwater and debris from streets

DIMENSIONS

- 600 mm x 600 mm, 600 mm x 1450 mm, 600 mm x 1200 mm, height as required

STANDARD(S) REFERENCE

- CSA A257.4



DECAST

APPURTENANCES

Maintenance Holes (Conventional Design)

GRADE ADJUSTMENT UNITS			
HEIGHT (mm)	PRICE (EA)	MASS (kg)	QUANTITY PER BUNDLE
50	\$71.80	52	12
75	\$76.10	75	8
75 c/w Step	\$112.10	75	8
150	\$263.70	150	1
300	\$338.10	270	1
			PRICE
Frame & Cover			\$1,036.00
Hollow Safety Step			\$42.00
Solid Step			\$60.60

Catch Basins

DITCH INLETS			
Grates - Type		PRICE	MASS (kg)
Type A Fits 600mm x 600mm Ditch Inlet Catch Basin		\$924.00	34
Type B Fits 600mm x 1200mm Ditch Inlet Catch Basin Type A Slope		\$1,360.10	59
Type C Fits 600mm x 1200mm Ditch Inlet Catch Basin Type B Slope		\$1,493.10	65
Grate Fastners (\$/set)		\$239.80	
Catchin Basin Frame & Grate (Dished or V-Type)		\$1,072.30	
GRADE ADJUSTMENT UNITS			
HEIGHT (mm)	PRICE (EA)	MASS (kg)	QUANTITY PER BUNDLE
50	\$68.00	36	12
75	\$72.20	51	8
150	\$232.20	125	1
305	\$321.20	270	1
OTHER ITEMS			PRICE
Coupler & 3/4" Threaded Rebar			\$64.70
3/4" Threaded Rebar			\$42.00
Swift Lift - Lifting Eyes (4 Tonne)			\$641.70
Swift Lift - Lifting Eyes (8 Tonne)			\$1,208.00
Modutape (26/Rolls/Case) [\$/Roll]			\$25.60
Mel-Prime Water-Based Adhesive (5 Gallon Pail)			\$906.60
Mel-Rol Joint Wrap (12" x 60' Roll)			\$306.40



HEADWALLS OPSD 804.030

HEADWALL WIDTH x HEIGHT (mm)	PIPE DIAMETER (mm)	PRICE		
		HEADWALL ONLY	GRATE	HEADWALL & GRATE
2835 x 1675	300	\$4,953.70	\$1,217.80	\$6,171.50
3100 x 1675	375	\$4,953.70	\$1,217.80	\$6,171.50
3360 x 1675	450	\$6,022.00	\$1,340.10	\$7,362.10
3630 x 1940	525	\$6,022.00	\$1,340.10	\$7,362.10
3900 x 1940	600	\$7,690.50	\$1,438.90	\$9,129.40
4170 x 1940	675	\$7,690.50	\$1,438.90	\$9,129.40
4440 x 2120	750	\$9,392.20	\$1,705.70	\$11,097.90
4695 x 2120	825	\$9,392.20	\$1,705.70	\$11,097.90



ADDITIONAL INFORMATION		
HEADWALL WIDTH x HEIGHT (mm)	PIPE DIAMETER (mm)	MASS (kg)
2835 x 1675	300	4,865
3100 x 1675	375	5,282
3360 x 1675	450	5,670
3630 x 1940	525	7,439
3900 x 1940	600	7,922
4170 x 1940	675	8,393
4440 x 2120	750	10,061
4695 x 2120	825	10,527

APPLICATIONS

- Installed at the outlet of a pipe or culvert discharging water into open watercourses, to control erosion and scour, and to anchor the pipe

STANDARD(S) REFERENCE:

- Headwalls as per OPSD 804.030
- Grates as per OPSD 804.050

HEADWALLS

OPSD 804.040 MODIFIED

HEADWALL TOP SECTION WIDTH x HEIGHT (mm)	PIPE DIAMETER (mm)	PRICE				
		HEADWALL	GRATE	HANDRAIL	HEADWALL & GRATE	HEADWALL, GRATE & HANDRAIL
3866 x 1355	600	\$24,170.80	\$1,438.90	\$5,397.00	\$25,609.70	\$31,006.70
3866 x 1438	675	\$24,170.80	\$1,438.90	\$5,397.00	\$25,609.70	\$31,006.70
3866 x 1519	750	\$24,170.80	\$1,705.70	\$5,397.00	\$25,876.50	\$31,273.50
3866 x 1602	825	\$24,170.80	\$1,705.70	\$5,397.00	\$25,876.50	\$31,273.50
3866 x 1685	900	\$27,072.90	\$1,983.70	\$5,592.20	\$29,056.60	\$34,648.80
3866 x 1758	975	\$27,072.90	\$2,073.80	\$5,592.20	\$29,146.70	\$34,738.90
3866 x 1833	1050	\$27,072.90	\$2,148.70	\$5,592.20	\$29,221.60	\$34,813.80
3866 x 1985	1200	\$27,072.90	\$2,314.20	\$5,592.20	\$29,387.10	\$34,979.30
3866 x 2136	1350	\$30,663.00	\$3,140.90	\$5,982.40	\$33,803.90	\$39,786.30
4316 x 2337	1500	\$32,721.80	\$3,471.20	\$5,982.40	\$36,193.00	\$42,175.40
4316 x 2475	1650	\$32,721.80	\$4,132.50	\$5,982.40	\$36,854.30	\$42,836.70
4316 x 2639	1800	\$32,721.80	\$4,793.40	\$5,982.40	\$37,515.20	\$43,497.60
5066 x 3305	2400	\$38,084.30	\$7,045.70	\$5,982.40	\$45,130.00	\$51,112.40

ADDITIONAL INFORMATION		
BASE SECTION WIDTH (mm)	PIPE DIAMETER (mm)	MASS HEAVIEST PIECE (kg)
4256	600	10,070
4256	675	10,180
4256	750	10,180
4256	825	10,240
4256	900	10,450
4256	975	10,450
4256	1050	10,550
4256	1200	10,850
4256	1350	11,100
4706	1500	13,200
4706	1650	13,350
4706	1800	13,650
5456	2400	18,350

PRICING NOTES

- 2-piece system for quick installation
- Handrail and headwall grates available for pipe diameters up to 2400 mm
- Chute blocks cast-in
- Step down hole for smooth pipe to headwall finish
- Custom stone finishes available.
- Extended base: length is 3675 mm, base depth is 1000 mm
- Cast-in holes for pipe sizes less than 600 mm diameter and elliptical pipe can be provided

STANDARD(S) REFERENCE:

- As per OPSD 804.040 Modified
- Grates as per OPSD 804.050

APPLICATIONS

- Installed at the outlet of a pipe or culvert discharging water into open watercourses, to control erosion and scour, and to anchor the pipe



HYDROWORKS® HYDROGUARD & HYDROSTORM

The Hydroworks Hydroguard® separator removes suspended solids, oil, and trash from storm water runoff.

Hydroguard's innovative design contains separate flow paths and treatment chambers for low and high flows.

The dual treatment area design allows Hydroguard to minimize scour and re-suspension of previously captured fines while capturing coarser particles and oil/trash that is mobilized during high flows.

HYDROGUARD:

Removes suspended solids, oil, and trash from storm water runoff. It is unique since it treats both low and high flows, but in separate treatment areas. This allows to treat higher flows but also minimize scour and resuspension of previously captured fines. It is the only design on the market that recognizes the need to treat low flows differently from higher flows since the transport and pollutants of concern vary with flow rate.

HYDROSTORM:

Removes suspended solids, oil, and trash from storm water runoff. It incorporates a full high flow bypass. This allows installation on large storm drains without any concern for scour and resuspension of previously captured fines. The design has been optimized for multiple inlet pipes and drops at the structure. This makes HydroStorm one of the most versatile separators on the market.

For more information go to www.hydroworks.com





ENGINEERED PRECAST SOLUTIONS

DECAST strives to provide the most efficient and cost-effective precast options to suit your project needs.

Our engineering team is here to work with you and assist as needed throughout the entire project process, from the design phase to installation. With DECAST, you are guaranteed to receive the highest quality product, longer asset life and industry-leading solutions.

DECAST







I-STORM

I-STORM SWM SYSTEM

I-STORM is a modular precast stormwater management system designed for maximization of underground storage and aboveground land use.

The robust design of its units and unique method of mechanical connection between tank components allows it to support various aboveground applications, including but not limited to: public parks, sports fields, roads, and parking lots.

Visit our website to access the I-STORM calculator tool and get started on your design with a preliminary facility layout.

DECAST




FEATURES

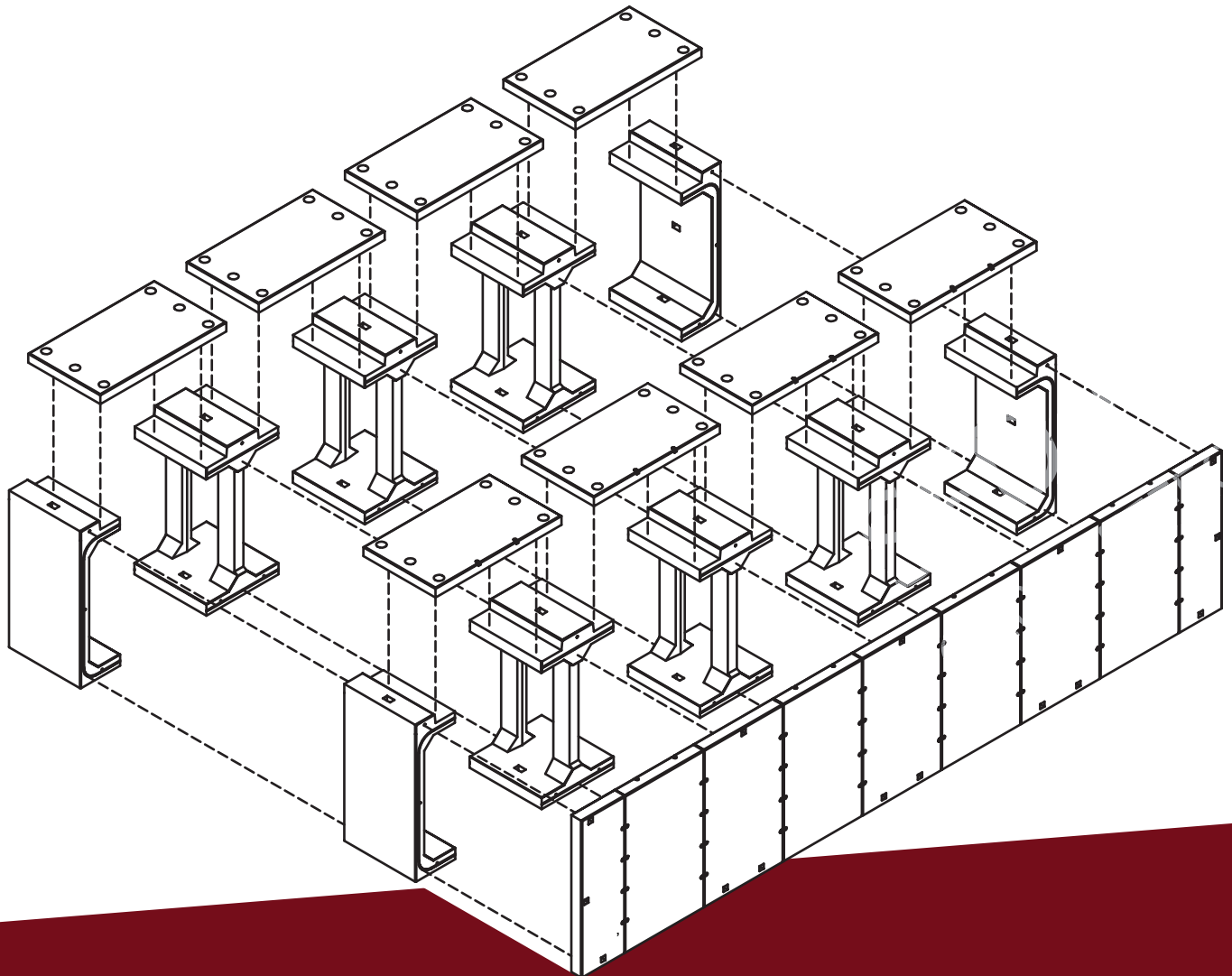
- Modular system that can fit any footprint
- Easily accessible for inspections and maintenance
- Extended service life – 100+ years under chloride exposure
- Robust underground storage alternative to plastic and other concrete systems
- Allows up to 4m of cover above the facility
- Designed to support public parks, sports fields, roads, parking lots, and other above-ground applications
- Cast-in-place floor sections between precast units allow for the formation of low-flow channels, sumps, and infiltration openings

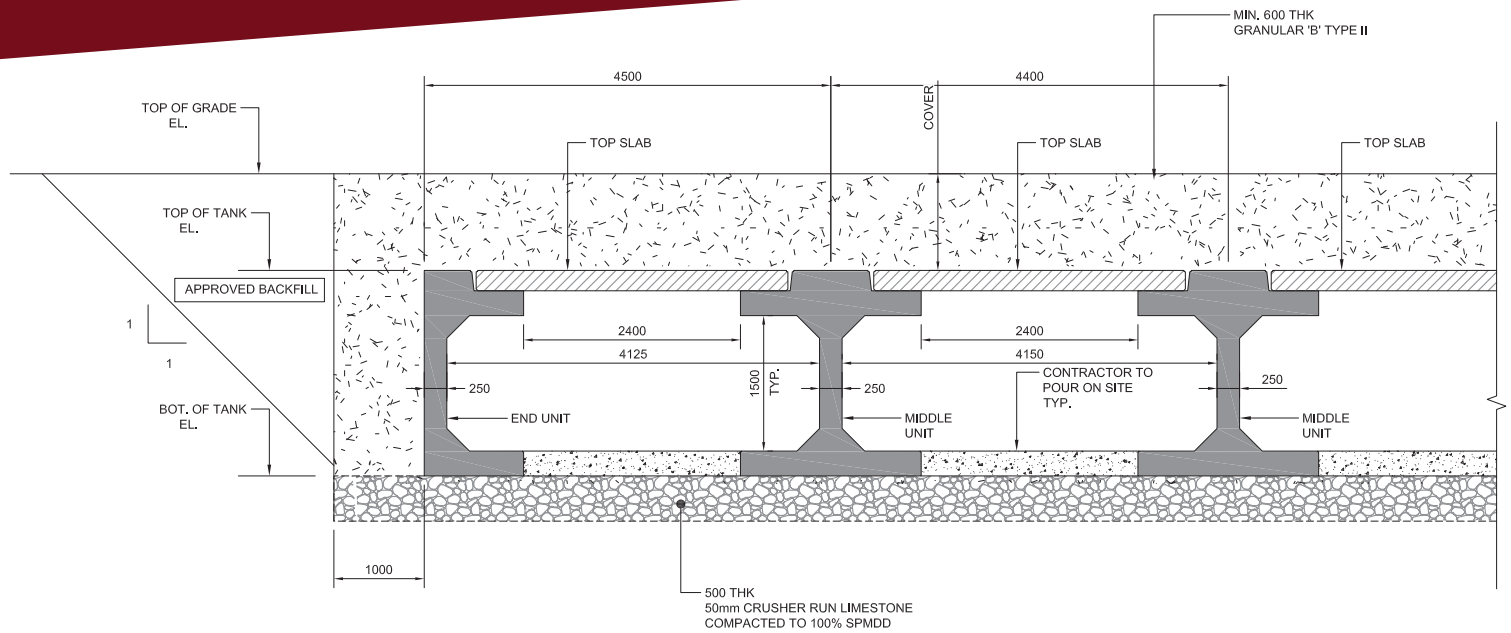


I-STORM DIMENSIONS & VOLUMES

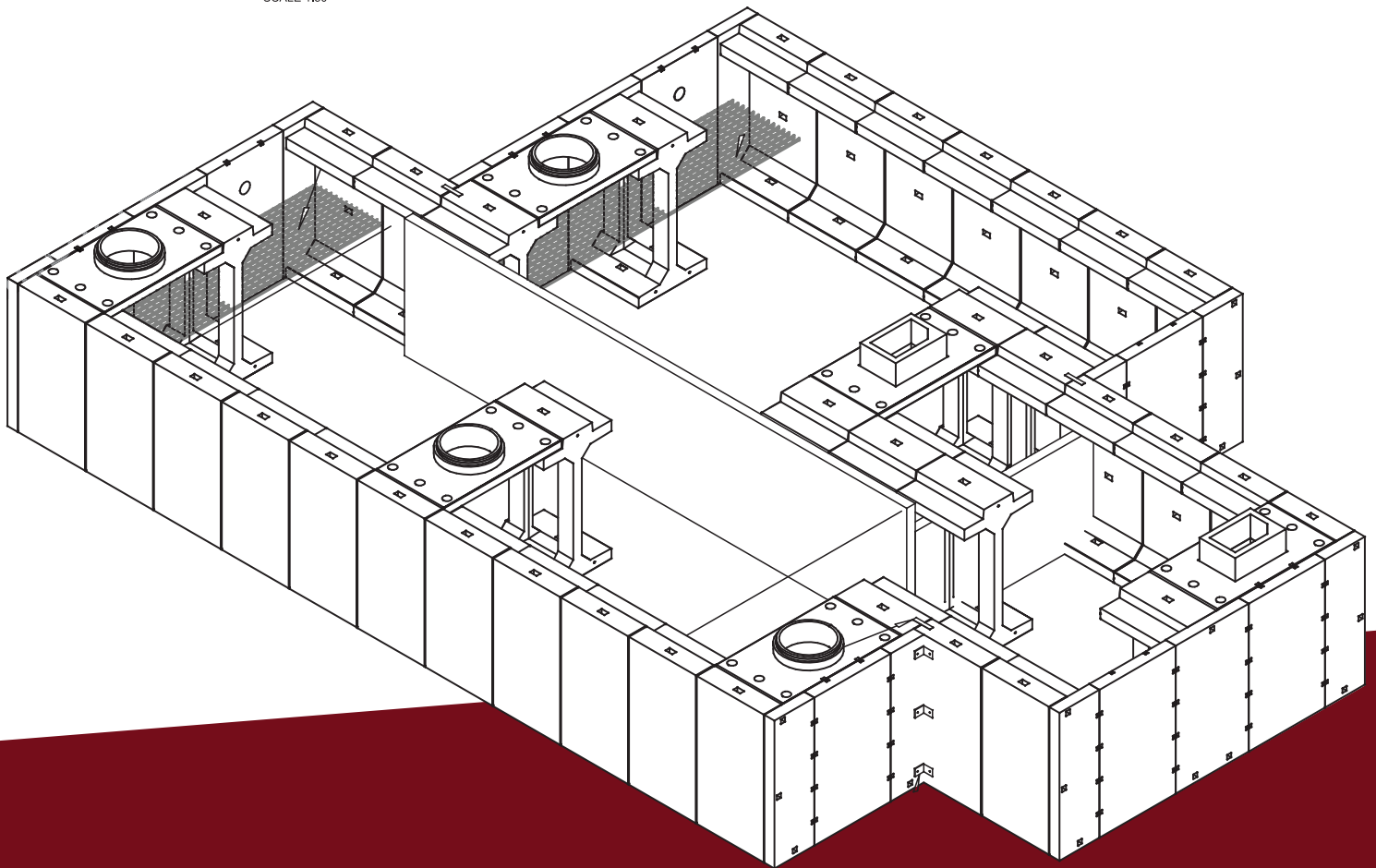


INSIDE HEIGHT (m)	OUTSIDE HEIGHT (m)	VOLUME			
		CHAMBER CONFIGURATION	L/CHAMBER	L/m	L/m2
1.5	2.275	Mid Unit to Mid Unit	14,000	7,000	1,590
		End Unit to Mid Unit	13,700	6,850	1,520
3.0	3.775	Mid Unit to Mid Unit	26,900	13,450	3,050
		End Unit to Mid Unit	26,300	13,150	2,920





1.5m STRUCTURE SHOWN
SCALE 1:50



GRAVIX

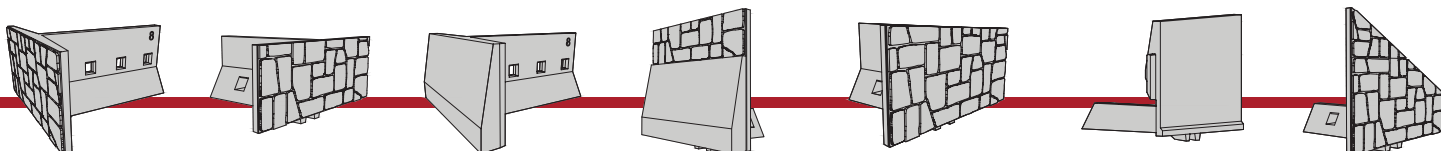
Precast Wall System

A **PRECAST** CONCRETE RETAINING **WALL SYSTEM** DESIGNED TO MEET DEMAND FOR MINIMAL EXCAVATION REQUIREMENTS

Gravix is a precast concrete gravity retaining wall system designed with minimal excavation in mind (stem length ~ 50% of wall height vs. 75% for MSE walls) and approved for use by the MTO.


Installation is simple, reducing construction time and crew size. Units stack easily without the need for geogrid, straps, or tie-backs and can be used for walls up to 12.2m in height. Their unique stem design allows for the use of granular, select backfill and even native soil (depending on site conditions), to help contractors and owners address the latest changes in Ontario legislation around the strict management of excess soils (O. Reg. 406/19).

- **Wall Face**
1.22m x 2.44m (4' x 8')
- **Stem Length**
1.83m to 6.10m (6' to 20')
- **Wall Height**
1.22m to 12.20m (4' to 40')
- **Traffic Barrier**
0.91m or 1.07m (3' or 3.5')



DECAST

BOX CULVERT SPANS GREATER THAN 3000mm



SPAN x RISE (mm)	WALL THICKNESS (mm)	SLAB THICKNESS (mm)	MASS (kg/m)
3600 x 1800	300	300	9,450
3600 x 2400	300	300	10,350
3600 x 3000	300	300	11,250
4200 x 1800	300	350	11,715
4200 x 2400	300	350	12,615
4200 x 3000	300	350	13,515
4200 x 3600	300	350	14,415
4800 x 2400	300	350	13,665
4800 x 3000	300	350	14,565
4800 x 3600	300	350	15,465
4800 x 4200	350	350	17,590
5400 x 2400	300	400	16,400
5400 x 3000	300	400	17,300
5400 x 3600	300	400	18,200
5400 x 4200	350	400	20,350
6000 x 2400	300	400	17,600
6000 x 3000	300	400	18,500
6000 x 3600	300	400	19,400
6000 x 4200	350	400	21,550



APPLICATIONS

- Conveyance of storm water
- Designed for gravity flow of fluid
- Can be used as small bridges and culverts for stream crossings where the natural stream bed does not have to be maintained

*For structures that have a width of over 3800mm please contact DECAST shipping department 3 weeks prior to shipping, as escort load permits are required by various municipalities which typically take at least 2 weeks.

SHORT SPANS DE-SPAN®



DIMENSIONS	
Span	4.3m to 16.2m
Rise	0.9m to 3.6m
Laying Length	1.2m to 2.5m
Leg Thickness	250mm minimum
Deck Thickness	300mm minimum
Haunch Length	1,371mm to 4,270mm

- ADDITIONAL FEATURES & INFORMATION**
- Precast Footings & Express Foundations
 - Skewed sections
 - Cast inserts for guardrails, approach slabs and railings
 - Wingwalls, headwalls and footings
 - Section dimensions dependent on design, shipping and context of installation



- APPLICATIONS**
- Small bridge construction and replacement
 - Underpasses / overpasses for roads, stream crossings (to preserve natural streambed), pedestrian walkways

- SERVICES**
- Final structural drawings for DE-SPAN® are sealed (stamped) by a Professional Engineer. DECAST holds a Certificate of Authorization licence #11600360, issued by Professional Engineers Ontario
 - Installation assistance and consultation can be provided



SHORT SPANS

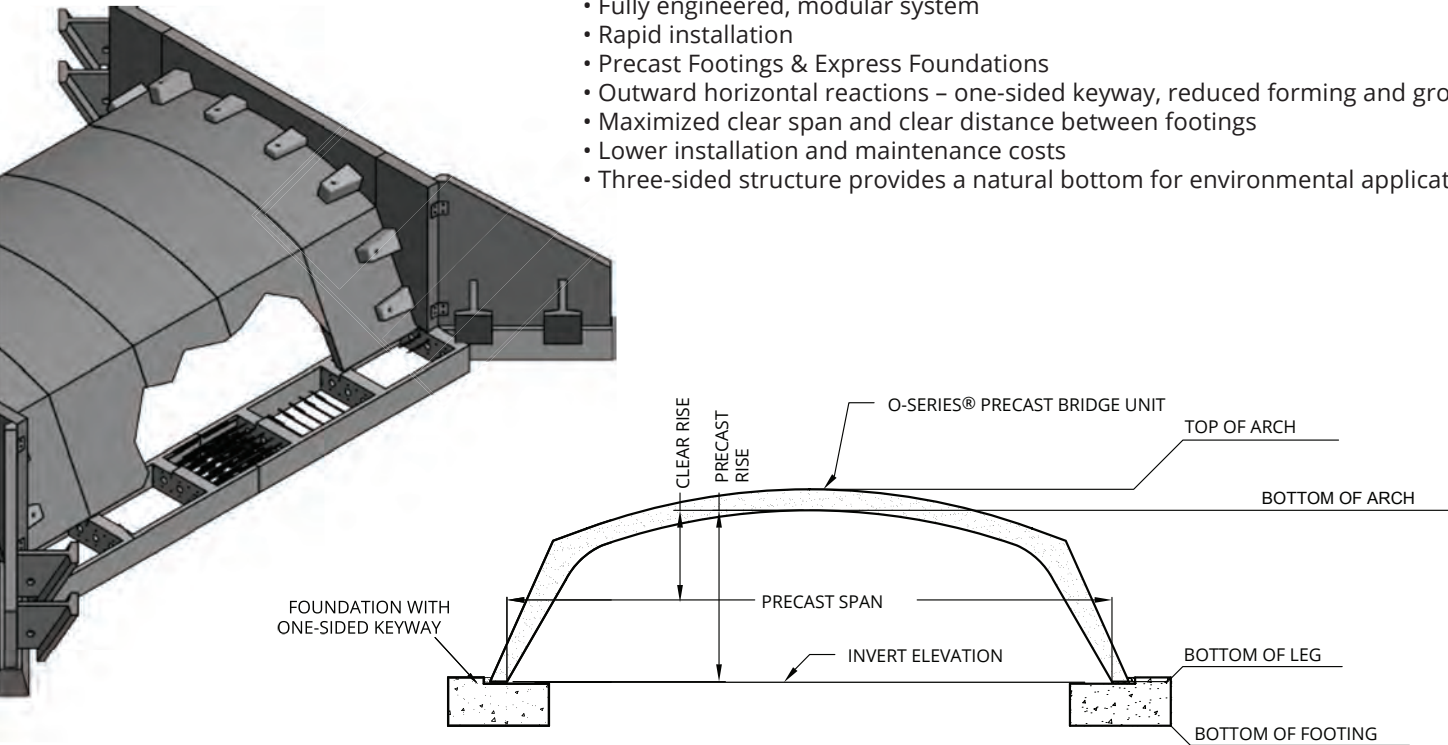
O-SERIES®

PRECAST BRIDGE UNIT		APPLICATIONS	SPAN m (ft)	RISE m (ft)	WATERWAY AREA m ² (ft ²)
O-SERIES®		HYDRAULICS, CLEAR SPANS, GRADE SEPARATIONS	4 - 20 (13 - 65)	1.0 - 4.2 (3.2 - 13.8)	3.1-63.7 (33 - 685)
O-SERIES® TWIN LEAF		LONGER SPAN HYDRAULICS, CLEAR SPANS, GRADE SEPARATIONS	20 - 26.5 (66 - 87)	3.2 - 6.4 (10.5 - 21)	51.1 - 134.0 (550 - 1442)



FEATURES AND BENEFITS

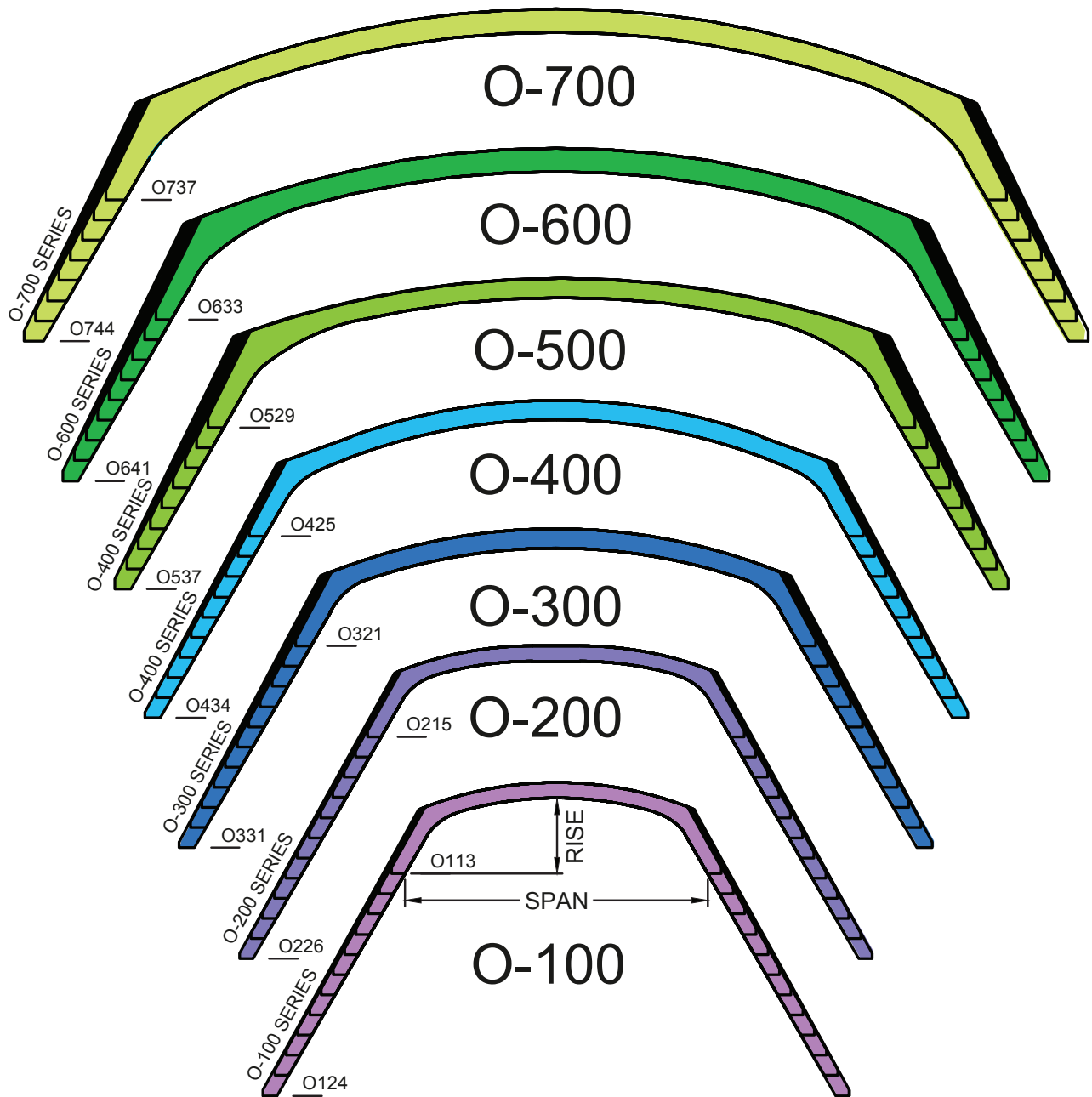
- Fully engineered, modular system
- Rapid installation
- Precast Footings & Express Foundations
- Outward horizontal reactions – one-sided keyway, reduced forming and grouting
- Maximized clear span and clear distance between footings
- Lower installation and maintenance costs
- Three-sided structure provides a natural bottom for environmental applications



O-SERIES® SPAN CHARTS

SHAPE ID	SPAN (mm)	RISE (mm)	WATERWAY AREA (m²)	MASS (kg/m)
O-100				
113	3960	990	3.07	2560
114	4270	1250	4.18	2857
115	4570	1520	5.30	3155
116	4880	1770	6.60	3482
117	5180	2040	7.90	3810
118	5490	2300	9.29	4167
119	5790	2570	10.78	4524
120	6100	2830	12.36	4851
121	6400	3100	14.03	5238
122	6710	3360	15.80	5595
123	7010	3620	17.56	5982
124	7320	3890	19.42	6369
O-200				
215	4570	980	3.72	2857
216	4880	1250	4.92	3155
217	5180	1510	6.22	3453
218	5490	1780	7.71	3780
219	5790	2040	9.20	4107
220	6100	2310	10.68	4464
221	6400	2570	12.36	4822
222	6710	2830	14.12	5149
223	7010	3100	15.89	5536
224	7320	3360	17.84	5893
225	7620	3630	19.79	6280
226	7920	3890	21.83	6667
O-300				
321	6400	1280	6.41	4703
322	6710	1540	8.18	5060
323	7010	1810	9.94	5447
324	7320	2070	11.89	5863
325	7620	2340	13.84	6280
326	7920	2600	15.89	6727
327	8230	2860	18.02	7173
328	8530	3130	20.25	7619
329	8840	3390	22.58	8096
330	9140	3650	24.90	8602
331	9450	3920	27.31	9108
--	--	--	--	--

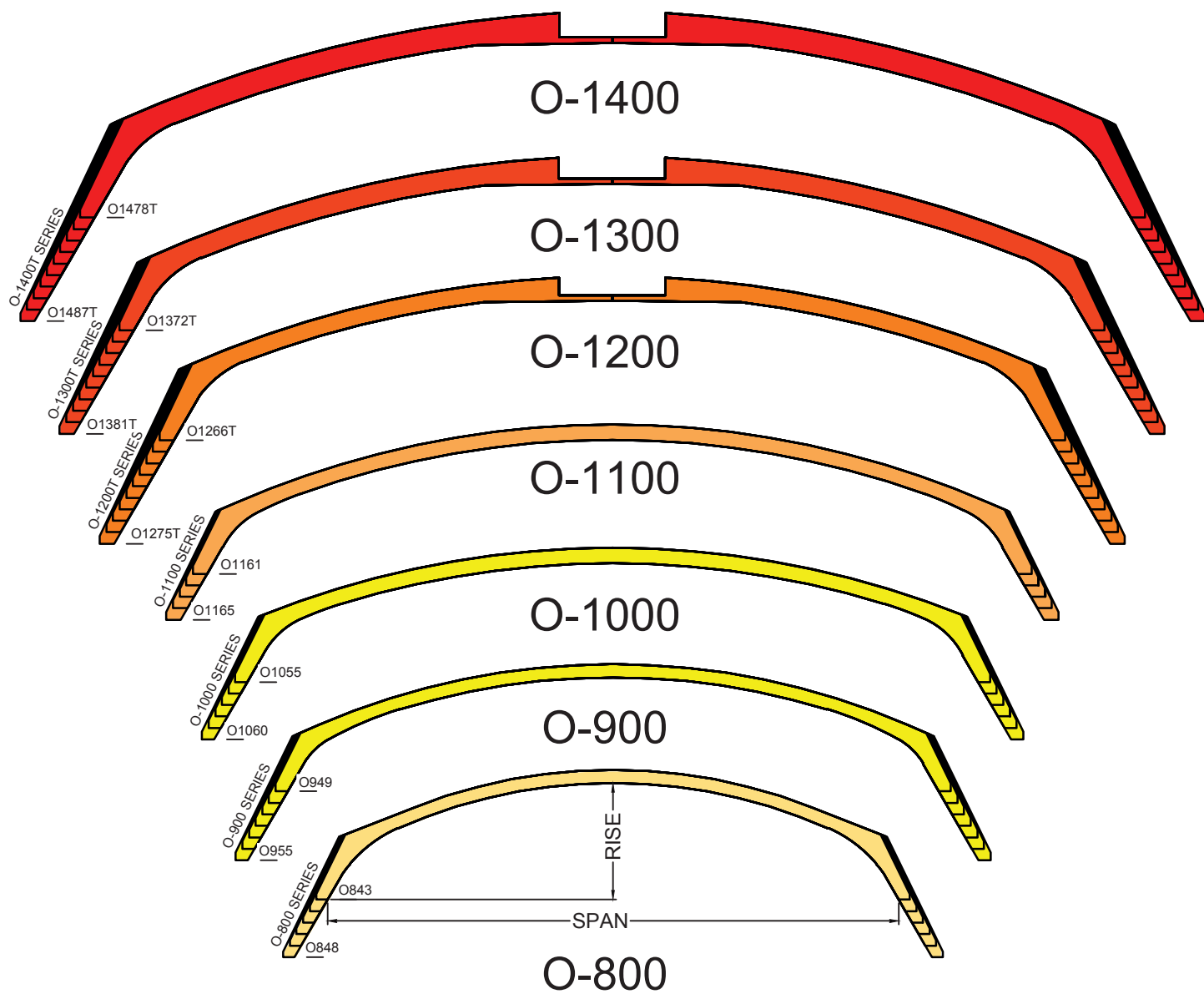
SHAPE ID	SPAN (mm)	RISE (mm)	WATERWAY AREA (m²)	MASS (kg/m)
O-400				
425	7620	1520	8.83	5536
426	7920	1790	10.87	5923
427	8230	2050	13.01	6310
428	8530	2310	15.24	6727
429	8840	2580	17.56	7143
430	9140	2840	19.88	7560
431	9450	3110	22.39	8036
432	9750	3370	24.90	2483
433	10,060	3640	27.50	8959
434	10,360	3900	30.19	9465
--	--	--	--	--
--	--	--	--	--
O-500				
529	8840	1700	11.89	7113
530	9140	1970	14.31	7619
531	9450	2230	16.72	8155
532	9750	2490	19.23	8691
533	10,060	2760	21.83	9286
534	10,360	3020	24.53	9881
535	10,670	3280	27.31	10,536
536	10,970	3550	30.19	11,191
537	11,280	3810	33.17	11,905
--	--	--	--	--
--	--	--	--	--
--	--	--	--	--
O-600				
633	10,060	1930	15.14	9078
634	10,360	2200	17.84	9584
635	10,670	2460	20.62	10,090
636	10,970	2730	23.50	10,655
637	11,280	2990	26.48	11,251
638	11,580	3250	29.45	11,876
639	11,890	3520	32.52	12,530
640	12,190	3780	35.77	13,185
641	12,500	4040	39.02	13,899
--	--	--	--	--
--	--	--	--	--
--	--	--	--	--
O-700				
737	11,280	2190	18.95	10,387
738	11,580	2450	21.93	10,953
739	11,890	2720	25.08	11,548
740	12,190	2980	28.24	12,173
741	12,500	3250	31.49	12,828
742	12,800	3510	34.84	13,513
743	13,120	3780	38.28	14,227
744	13,140	4040	41.71	14,971



O-SERIES® SPAN CHARTS

SHAPE ID	SPAN (mm)	RISE (mm)	WATERWAY AREA (m²)	MASS (kg/m)
O-800				
843	13,120	2680	26.29	12,203
844	13,410	2940	29.82	12,768
845	13,720	3200	33.35	13,393
846	14,020	3470	37.07	14,048
847	14,330	3730	40.78	14,703
848	14,630	4000	44.59	15,417
--	--	--	--	--
--	--	--	--	--
--	--	--	--	--
--	--	--	--	--
--	--	--	--	--
--	--	--	--	--
O-900				
949	14,940	2620	29.73	13,572
950	15,240	2880	33.72	14,197
951	15,540	3140	37.72	14,882
952	15,840	3410	41.90	15,566
953	16,160	3670	46.08	16,221
954	16,460	3930	50.45	17,025
955	16,760	4200	54.81	17,798
--	--	--	--	--
--	--	--	--	--
--	--	--	--	--
--	--	--	--	--
--	--	--	--	--
O-1000				
1055	16,760	2720	35.30	16,935
1056	17,070	2980	39.76	17,590
1057	17,370	3250	44.31	18,275
1058	17,680	3510	48.96	18,989
1059	17,980	3780	53.61	19,733
1060	18,290	4040	58.44	20,507
--	--	--	--	--
--	--	--	--	--
--	--	--	--	--
--	--	--	--	--
--	--	--	--	--
--	--	--	--	--

SHAPE ID	SPAN (mm)	RISE (mm)	WATERWAY AREA (m²)	MASS (kg/m)
O-1100				
1161	18,590	3070	43.20	18,929
1162	18,900	3300	48.22	19,644
1163	19,200	3600	53.23	20,358
1164	19,510	3860	58.34	21,132
1165	19,810	4130	63.55	21,936
--	--	--	--	--
--	--	--	--	--
--	--	--	--	--
--	--	--	--	--
--	--	--	--	--
--	--	--	--	--
O-1200				
1266	20,200	3200	51.07	22,709
1267	20,420	3460	56.42	23,483
1268	20,730	3730	61.85	24,287
1269	21,030	3990	67.36	25,120
1270	21,340	4260	72.95	25,983
1271	21,640	4520	78.62	26,876
1272	21,940	4780	84.37	27,829
1273	22,250	5050	90.21	28,781
1274	22,550	5310	96.12	30,061
1275	22,860	5580	102.11	30,835
--	--	--	--	--
--	--	--	--	--
O-1300				
1372	21,950	3350	57.08	28,186
1373	22,250	3620	62.92	28,960
1374	22,550	3880	68.83	29,763
1375	22,860	4150	74.82	30,597
1376	23,160	4410	80.90	31,460
1377	23,470	4670	87.05	32,353
1378	23,770	4940	93.29	33,725
1379	24,080	5200	99.60	34,228
1380	24,380	5470	106.00	35,210
1381	24,690	5730	112.48	36,222
--	--	--	--	--
--	--	--	--	--
O-1400				
1478	23,770	4010	74.27	34,228
1479	24,080	4270	80.59	35,240
1480	24,380	4540	87.00	36,252
1481	24,690	4800	93.46	37,293
1482	24,990	5060	100.02	38,305
1483	25,300	5330	106.65	39,317
1484	25,600	5590	113.37	40,329
1485	25,910	5850	120.17	41,371
1486	26,210	6120	127.05	42,383
1487	26,520	6390	134.01	43,395



BOX MAINTENANCE HOLE ESTIMATE SHEET 0-7 METRE DEPTH

PRECAST REQUIRED	PRICE				
	BOX MAINTENANCE HOLE (WIDTH x LENGTH) (mm)				
FEET	METRES	900 x 1800	1200 x 1200	1500 x 1800	1800 x 2400
7.38	2.25	\$12,971.40	\$11,808.80	\$16,590.80	\$22,020.90
8.04	2.45	\$13,909.70	\$12,664.80	\$17,707.80	\$23,405.50
8.69	2.65	\$14,848.50	\$13,520.90	\$18,824.80	\$24,791.50
9.35	2.85	\$15,786.80	\$14,376.80	\$19,942.10	\$26,176.90
10.0	3.05	\$16,725.20	\$15,233.00	\$21,059.40	\$27,562.00
10.66	3.25	\$17,663.90	\$16,089.00	\$22,176.50	\$28,947.40
11.32	3.45	\$18,602.10	\$16,944.70	\$23,293.80	\$30,332.50
11.97	3.65	\$19,540.60	\$17,800.70	\$24,411.10	\$31,718.20
12.63	3.85	\$20,479.20	\$18,656.80	\$25,528.30	\$33,103.40
13.28	4.05	\$21,417.60	\$19,512.90	\$26,645.30	\$34,488.70
13.94	4.25	\$22,355.80	\$20,368.50	\$27,762.40	\$35,874.30
14.60	4.45	\$23,294.40	\$21,224.50	\$28,880.00	\$37,259.00
15.25	4.65	\$24,232.70	\$22,080.30	\$29,997.00	\$38,644.70
15.91	4.85	\$25,170.80	\$22,936.80	\$31,113.90	\$40,029.90
16.56	5.05	\$26,109.70	\$23,792.50	\$32,231.70	\$41,415.40
17.22	5.25	\$27,047.80	\$24,648.30	\$33,348.40	\$42,800.60
17.88	5.45	\$27,986.50	\$25,504.50	\$34,465.60	\$44,186.00
18.53	5.65	\$28,924.90	\$26,360.70	\$35,583.00	\$45,571.20
19.19	5.85	\$29,863.10	\$27,216.40	\$36,699.90	\$46,956.70
19.84	6.05	\$30,801.70	\$28,072.50	\$37,817.30	\$48,341.70
20.50	6.25	\$31,740.00	\$28,928.10	\$38,934.60	\$49,727.20
21.16	6.45	\$32,678.70	\$29,784.50	\$40,051.40	\$51,112.60
21.81	6.65	\$33,617.20	\$30,640.30	\$41,169.10	\$52,498.00
22.47	6.85	\$34,555.90	\$31,496.00	\$42,285.90	\$53,882.90
23.12	7.05	\$35,494.10	\$32,352.40	\$43,403.20	\$55,268.70

APPLICATIONS

- Use box maintenance holes when pipe diameters to be inserted are too large for a round maintenance hole
- Pumping stations, control structures and wet wells

DIMENSIONS

- 900 mm x 1800 mm to 3000 mm x 5000 mm
- Walls are 225 mm minimum
- Base and top are 225 mm minimum

PRICING NOTES

- For a 1200 mm diameter chimney add a 1200 mm diameter riser at \$1,185.60/m and a flat cap at \$927.10 each and if needed for depth, a safety grate at \$2,195.80 each
- Joints are sealed with butyl mastic sealant
- For other sizes and/or depths greater than 7m, contact sales@decastltd.com

BOX MAINTENANCE HOLE ESTIMATE SHEET 0-7 METRE DEPTH

PRECAST REQUIRED	PRICE					
	BOX MAINTENANCE HOLE (WIDTH x LENGTH) (mm)					
FEET	METRES	1800 x 3000	2400 x 3000	3000 x 3000	3000 x 3800	3000 x 4400
7.87	2.4	\$29,494.10	\$35,214.10	\$40,934.30	\$48,991.50	\$58,420.40
8.53	2.6	\$31,058.10	\$36,957.00	\$42,855.90	\$51,187.20	\$61,076.20
9.18	2.8	\$32,622.60	\$38,699.80	\$44,777.40	\$53,383.00	\$63,732.70
9.84	3.0	\$34,186.40	\$40,442.80	\$46,698.90	\$55,578.80	\$66,389.50
10.50	3.2	\$35,750.40	\$42,185.30	\$48,620.50	\$57,774.30	\$69,046.00
11.15	3.4	\$37,314.60	\$43,928.10	\$50,542.20	\$59,970.20	\$71,702.40
11.81	3.6	\$38,878.50	\$45,671.10	\$52,463.90	\$62,165.90	\$74,359.00
12.46	3.8	\$40,442.80	\$47,374.60	\$54,385.30	\$64,361.60	\$77,015.00
13.12	4.0	\$42,007.10	\$49,156.80	\$56,307.00	\$66,557.70	\$79,671.70
13.78	4.2	\$43,571.00	\$50,899.70	\$58,228.10	\$68,753.60	\$82,328.10
14.43	4.4	\$45,134.80	\$52,642.40	\$60,149.90	\$70,949.20	\$84,984.60
15.09	4.6	\$46,698.90	\$54,385.30	\$62,071.80	\$73,144.90	\$87,641.00
15.74	4.8	\$48,263.20	\$56,128.10	\$63,993.40	\$75,340.80	\$90,297.30
16.40	5.0	\$49,827.40	\$57,871.10	\$65,914.70	\$77,536.70	\$92,953.70
17.06	5.2	\$51,391.30	\$59,613.70	\$67,836.30	\$79,732.30	\$95,610.30
17.71	5.4	\$52,955.60	\$61,356.70	\$69,758.10	\$81,928.00	\$98,266.70
18.37	5.6	\$54,519.40	\$63,099.50	\$71,679.70	\$84,123.60	\$100,923.30
19.02	5.8	\$56,083.70	\$64,842.40	\$73,601.20	\$86,319.50	\$103,579.70
19.68	6.0	\$57,647.70	\$66,585.40	\$75,522.60	\$88,515.40	\$106,236.20
20.24	6.2	\$59,211.80	\$68,328.30	\$77,444.20	\$90,711.20	\$108,892.50
20.99	6.4	\$60,776.00	\$70,070.60	\$79,365.90	\$92,906.90	\$111,548.90
21.65	6.6	\$62,339.30	\$71,813.60	\$81,287.90	\$95,102.90	\$114,205.50
22.30	6.8	\$63,903.60	\$73,556.50	\$83,208.90	\$97,298.10	\$116,862.10
22.96	7.0	\$65,467.80	\$75,299.00	\$85,131.10	\$99,494.50	\$119,518.00

APPLICATIONS

- Use box maintenance holes when pipe diameters to be inserted are too large for a round maintenance hole
- Pumping stations, control structures and wet wells

DIMENSIONS

- 900 mm x 1800 mm to 3000 mm x 5000 mm
- Walls are 225 mm minimum
- Base and top are 225 mm minimum

PRICING NOTES

- For a 1200 mm diameter chimney add a 1200 mm diameter riser at \$1,185.60/m and a flat cap at \$927.10 each and if needed for depth, a safety grate at \$2,195.80 each
- Joints are sealed with butyl mastic sealant
- For other sizes and/or depths greater than 7m, contact sales@decastltd.com

*For structures that have a width of over 3800mm please contact DECAST shipping department 3 weeks prior to shipping, as escort load permits are required by various municipalities which typically take at least 2 weeks.

BOX MAINTENANCE HOLE ESTIMATE SHEET 0-7 METRE DEPTH

PRECAST REQUIRED	PRICE				
	BOX MAINTENANCE HOLE (WIDTH x LENGTH) (mm)				
FEET	METRES	2400 x 2400	2400 x 3800	3600 x 4400	3000 x 5000
7.87	2.4	\$30,209.00	\$41,886.80	\$66,582.90	\$64,879.80
8.53	2.6	\$31,772.40	\$43,867.90	\$69,455.20	\$67,752.10
9.18	2.8	\$33,336.60	\$45,848.60	\$72,327.50	\$70,624.40
9.84	3.0	\$34,901.00	\$47,829.90	\$75,199.80	\$73,496.70
10.50	3.2	\$36,465.00	\$49,810.90	\$78,072.10	\$76,369.00
11.15	3.4	\$38,029.00	\$51,792.40	\$80,944.30	\$79,241.20
11.81	3.6	\$39,593.10	\$53,773.20	\$83,816.60	\$93,183.60
12.46	3.8	\$41,157.20	\$55,754.50	\$86,688.90	\$96,670.90
13.12	4.0	\$42,721.50	\$57,735.70	\$89,561.20	\$100,158.20
13.78	4.2	\$44,285.20	\$59,717.00	\$92,433.50	\$103,645.50
14.43	4.4	\$45,849.50	\$61,697.90	\$95,305.80	\$107,132.80
15.09	4.6	\$47,374.80	\$63,679.50	\$98,178.00	\$110,620.10
15.74	4.8	\$48,977.60	\$65,660.40	\$130,895.00	\$114,107.40
16.40	5.0	\$50,541.70	\$67,641.60	\$135,010.90	\$117,594.70
17.06	5.2	\$52,105.60	\$69,623.10	\$139,126.70	\$137,423.60
17.71	5.4	\$53,669.90	\$71,604.00	\$143,242.50	\$141,539.40
18.37	5.6	\$55,233.80	\$73,585.30	\$147,358.30	\$145,655.20
19.02	5.8	\$56,798.00	\$75,566.50	\$151,474.10	\$149,771.00
19.68	6.0	\$58,362.30	\$77,547.60	\$155,589.90	\$153,886.80
20.24	6.2	\$59,926.40	\$79,528.30	\$159,705.70	\$158,002.60
20.99	6.4	\$61,490.10	\$81,509.60	\$163,821.50	\$162,118.50
21.65	6.6	\$63,054.10	\$83,491.10	\$167,937.40	\$166,234.30
22.30	6.8	\$64,618.40	\$85,472.20	\$172,053.20	\$170,350.10
22.96	7.0	\$66,182.50	\$87,453.20	\$176,169.00	\$174,465.90

APPLICATIONS

- Use box maintenance holes when pipe diameters to be inserted are too large for a round maintenance hole
- Pumping stations, control structures and wet wells

DIMENSIONS

- 900 mm x 1800 mm to 3000 mm x 5000 mm
- Walls are 225 mm minimum
- Base and top are 225 mm minimum

*For structures that have a width of over 3800mm please contact DECAST shipping department 3 weeks prior to shipping, as escort load permits are required by various municipalities which typically take at least 2 weeks.

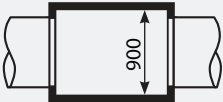
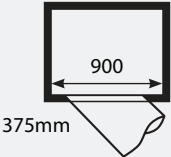
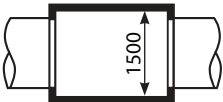
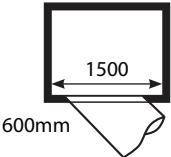
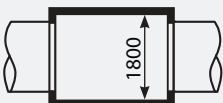
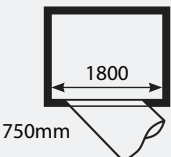
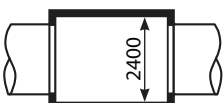
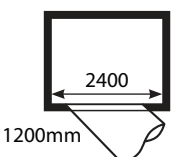
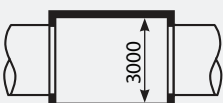
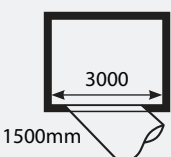
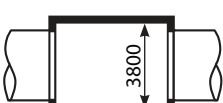
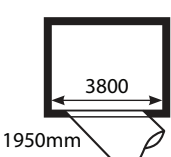
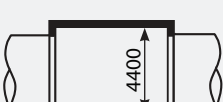
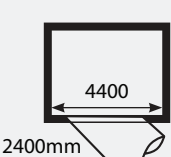
PRICING NOTES

- For a 1200 mm diameter chimney add a 1200 mm diameter riser at \$1,185.60/m and a flat cap at \$927.10 each and if needed for depth, a safety grate at \$2,195.80 each
- Joints are sealed with butyl mastic sealant
- For other sizes and/or depths greater than 7m, contact sales@decastltd.com

HOLE CONFIGURATION

PRICING NOTES:

- All dimensions for concrete pipe knockouts for small diameter catch basin leads (250mm & 300mm) could be provided in addition to what is shown

CHAMBER INSIDE WALL DIMENSIONS (mm)	MAXIMUM PIPE SIZE FOR STRAIGHT THROUGH INSTALLATION (mm)	MAXIMUM PIPE SIZE FOR 45° ANGLE INSTALLATION (mm)
900	<div>600mm</div>  <div>600mm</div>	
1500	<div>1050mm</div>  <div>1050mm</div>	
1800	<div>1350mm</div>  <div>1350mm</div>	
2400	<div>1800mm</div>  <div>1800mm</div>	
3000	<div>2400mm</div>  <div>2400mm</div>	
3800	<div>3000mm</div>  <div>3000mm</div>	
4400	<div>3600mm</div>  <div>3600mm</div>	

UTILITY CHAMBERS



APPLICATIONS

- Underground concrete chamber

DIMENSIONS

- 2400 x 1800 mm, 3000 x 2400 mm

PRICING NOTES

- Self-lubricating gasket included
- Price is based on design earth cover of 4 m
- Dimensions are internal dimensions of chamber
- Height is measured from top of base to bottom of joint

STANDARD(S) REFERENCE

- OPSD 1101.012, 1101.016

METER CHAMBERS (2000 SERIES)

APPLICATIONS

- Housing for water meters

DIMENSIONS

- 2000 mm x 3400 mm to 2000 mm x 4600 mm

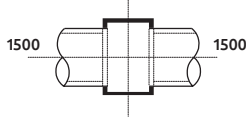
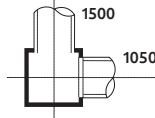
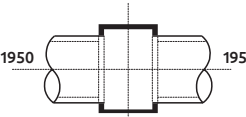
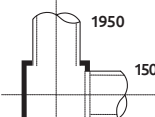
PRICING NOTES

- Inside height of chambers is 2000 mm`
- Chambers are composed of a monotop placed on a monobase
- Wall thickness is 250 mm

STANDARD(S) REFERENCE

- OPSD 1108.010

2400 x 1800 (mm)	PRICE	HEIGHT (m)	APPROX. MASS
Flat Cap	\$4,417.80	0.381	3175 kg
Riser Section	\$5,017.40/m	0.610-2.438	4762 kg/m
Transition Slab	\$4,417.80	0.636	3585 kg
Base Slab	\$4,417.80	0.254	2871 kg
3000 x 2400 (mm)	PRICE	HEIGHT (m)	APPROX. MASS
Flat Cap	\$7,794.00	0.381	6555 kg
Riser Section	\$8,059.60/m	0.610-2.438	7633 kg/m
Transition Slab	\$7,794.00	0.636	6405 kg
Base Slab	\$7,794.00	0.254	6010 kg
Chamber Chimney	PRICE	HEIGHT (m)	APPROX. MASS
750 x 1200mm	\$2,612.00/m	0.305-1.219	1680 kg/m

CHAMBER (mm)	MAXIMUM PIPE SIZE	
2400 X 1800		
3000 X 2400		

- For depths greater than 7 m total contact us at engineering@decastltd.com

WIDTH x LENGTH (mm)	PRICE	
2000 x 3400	\$37,219.60	
2000 x 3700	\$39,642.20	
2000 x 4100	\$45,994.30	
2000 x 4600	\$50,252.70	
ADDITIONAL INFORMATION		
WIDTH x LENGTH (mm)	PIPE DIAMETER (mm)	MASS PER MONO SECTION (kg)
2000 x 3400	75 & 100	14,400
2000 x 3700	150	15,320
2000 x 4100	200	16,540
2000 x 4600	250	18,070

CITY OF TORONTO • T-1108.01-1

WATER METER CHAMBER

CHAMBER SIZE (mm)	PRICE
3800 x 2400	\$45,150.90
4400 x 3000	\$61,973.00
5000 x 3000	\$68,310.00
6000 x 3000	\$78,871.40
6600 x 3200	\$98,448.40

DIMENSIONS

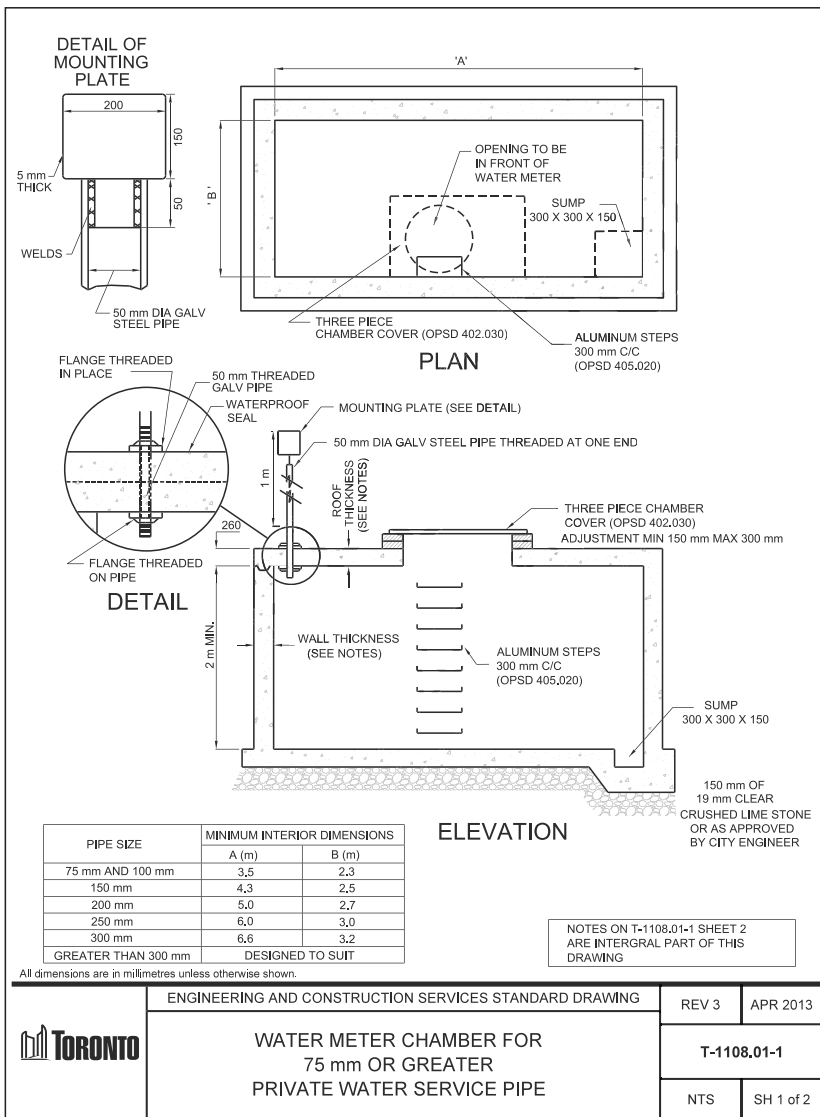
- 3800 mm x 2400 mm to 6600 mm x 3200 mm
- Inside height of chambers is 2000 mm
- Wall thickness is 250 mm

PRICING NOTES

- For chambers to take pipes greater than 300 mm diameter, contact us at sales@decastltd.com

STANDARD(S) REFERENCE

- City of Toronto T-1108.01-1



ADDITIONAL INFORMATION		
CHAMBER SIZE (mm)	PIPE DIAMETER (mm)	MASS PER MONO SECTION (kg)
3800 x 2400	75 & 100	17,380
4400 x 3000	150	22,290
5000 x 3000	200	24,560
6000 x 3000	250	28,360
6600 x 3200	300	31,930



CITY OF TORONTO • T-1107.02-2

WATER METER CHAMBER

CHAMBER SIZE (mm)	PRICE
3800 x 2400	\$45,150.90
4400 x 3000	\$61,973.00
5000 x 3000	\$68,310.00
6000 x 3000	\$78,871.70
6600 x 3200	\$98,448.40

ADDITIONAL INFORMATION		
CHAMBER SIZE (mm)	PIPE DIAMETER (mm)	MASS PER MONO SECTION (kg)
3800 x 2400	75 & 100	17,380
4400 x 3000	150	22,290
5000 x 3000	200	24,560
6000 x 3000	250	28,360
6600 x 3200	300	31,930



DIMENSIONS

- 3800 mm x 2400 mm to 6600 mm x 3200 mm
- Inside height of chambers is 2000 mm
- Wall thickness is 250 mm

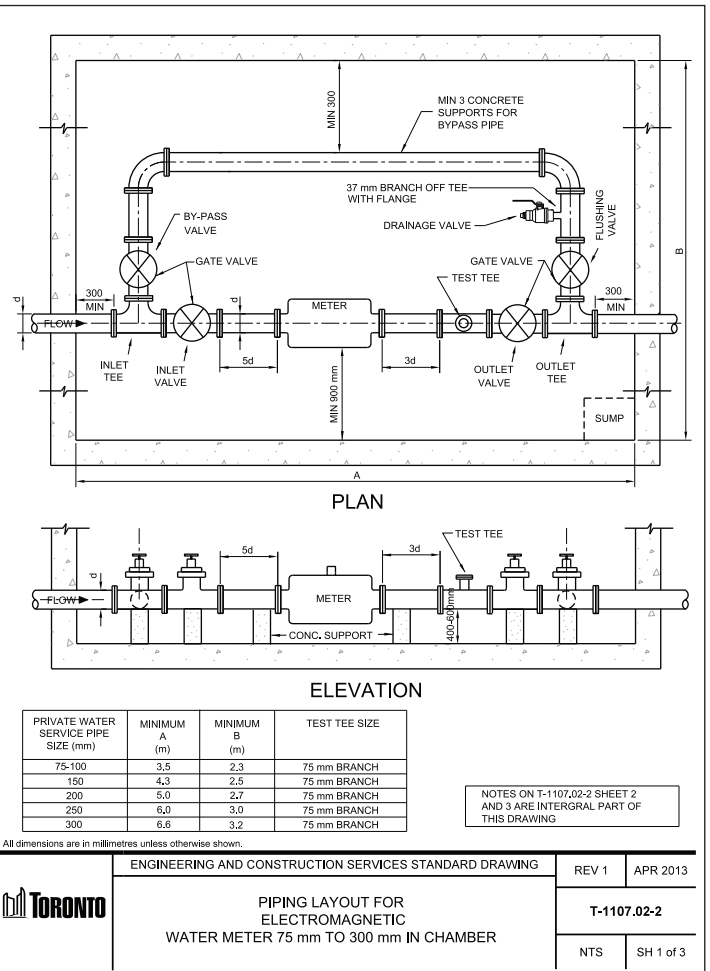
PRICING NOTES

- For chambers to take pipes greater than 300 mm diameter, contact us at sales@decastltd.com

STANDARD(S) REFERENCE

- City of Toronto T-1107.02-2

*For structures that have a width of over 3800mm please contact DECAST shipping department 3 weeks prior to shipping, as escort load permits are required by various municipalities which typically take at least 2 weeks.



DECAST

CITY OF TORONTO • T-1108.01-3

DOUBLE CHECK DETECTOR CHAMBER

CHAMBER SIZE (mm)	PRICE
2000 x 3400	\$37,219.60
2000 x 3700	\$39,642.20
2000 x 4100	\$45,994.30
2000 x 4600	\$50,253.00

DIMENSIONS

- Inside height of chambers is 2000 mm
- Wall thickness is 250 mm


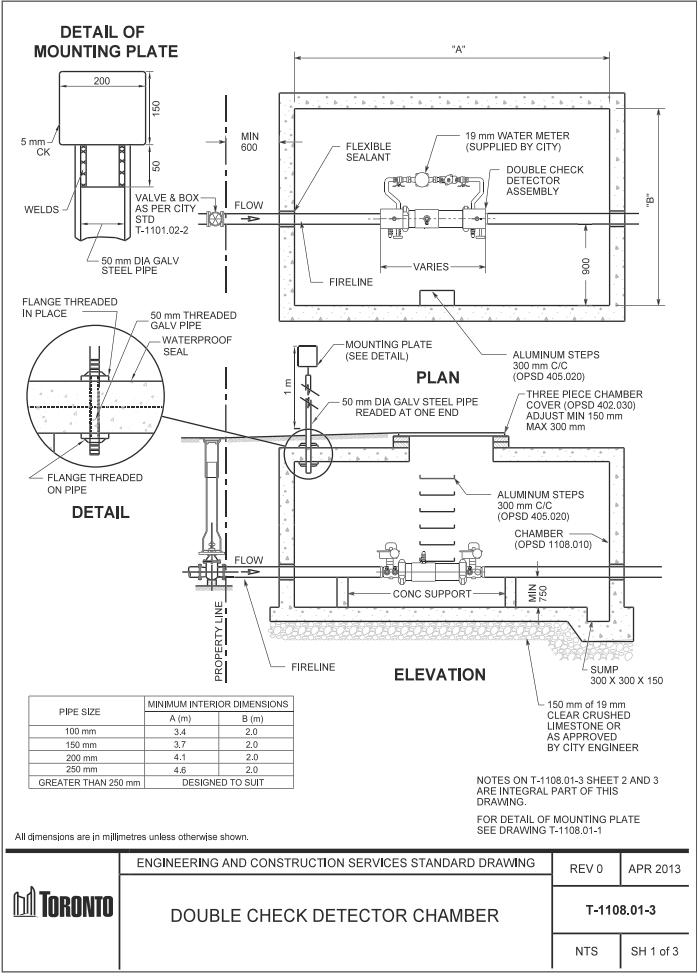
PRICING NOTES

- For chambers to take pipes greater than 250 mm diameter, contact us at sales@decastltd.com

STANDARD(S) REFERENCE

- City of Toronto T-1108.01-3

ADDITIONAL INFORMATION		
CHAMBER SIZE (mm)	PIPE DIAMETER (mm)	MASS PER MONO SECTION (kg)
2000 x 3400	100	14,400
2000 x 3700	150	15,320
2000 x 4100	200	16,540
2000 x 4600	250	18,070



REGION OF PEEL CIRCULAR CHAMBER NEW WATERMAINS (1-1-5), 0-5 METRE DEPTH

1200 mm DIAMETER		
FEET	METRES	PRICE
5.51	1.68	\$12,870.80
6.46	1.97	\$13,579.90
7.48	2.28	\$13,941.50
8.46	2.58	\$14,303.10
9.48	2.89	\$14,664.80
10.46	3.19	\$15,026.40
--	--	--
--	--	--

- Riser in 305mm increments \$1,185.60/m
- Additional Joints (Injection, Frost Straps, MEL-ROL)
\$4,888.30 / Joint

1500 mm DIAMETER		
FEET	METRES	PRICE
7.05	2.15	\$16,188.00
8.04	2.45	\$17,481.90
9.02	2.75	\$18,029.90
10.04	3.06	\$18,577.80
11.02	3.36	\$19,126.00
12.04	3.67	\$19,224.70
13.02	3.97	\$20,222.20
14.04	4.28	\$20,770.30

- Riser in 305mm increments \$1,797.10/m
- Additional Joints (Injection, Frost Straps, MEL-ROL)
\$4,888.30 / Joint

1800 mm DIAMETER		
FEET	METRES	PRICE
7.51	2.29	\$19,124.70
8.83	2.69	\$21,245.30
9.84	3.0	\$22,024.50
10.83	3.30	\$22,804.00
11.84	3.61	\$23,583.10
12.83	3.91	\$23,230.10
13.84	4.22	\$25,141.60
14.83	4.52	\$25,920.90

- Riser in 305mm increments \$2,555.30/m
- Additional Joints (Injection, Frost Straps, MEL-ROL)
\$4,888.30 / Joint

2400 mm DIAMETER		
FEET	METRES	PRICE
8.43	2.57	\$34,670.80
10.0	3.05	\$34,483.50
11.0	3.35	\$35,873.20
12.0	3.66	\$37,262.60
13.0	3.96	\$38,652.20
14.0	4.27	\$40,041.50
15.0	4.57	\$41,426.40
16.0	4.88	\$42,820.30

- Riser in 305mm increments \$4,555.30/m
- Additional Joints (Injection, Frost Straps, MEL-ROL)
\$6,223.90/ Joint

*For structures that have a width of over 3800mm please contact DECAST shipping department 3 weeks prior to shipping, as escort load permits are required by various municipalities which typically take at least 2 weeks.

REGION OF PEEL RECTANGULAR CHAMBER NEW WATERMAINS (1-1-6), 0-7 METRE DEPTH

PRECAST REQUIRED (OUTSIDE HEIGHT)		PRICE						
		BOX MAINTENANCE HOLE (Width x Length) (mm)						
FEET	METRES	1800 x 2400	1800 x 3000	2400 x 3000	2400 x 3800	3000 x 3800	3000 x 4400	3000 x 5000
7.87	2.4	\$49,501.00	\$55,528.90	\$60,130.80	\$71,014.40	\$79,312.20	\$89,083.20	\$103,516.60
8.53	2.6	\$51,082.90	\$57,312.60	\$62,116.50	\$73,269.10	\$81,769.00	\$91,728.20	\$106,949.10
9.18	2.8	\$52,664.60	\$59,096.20	\$64,102.20	\$75,524.00	\$84,225.50	\$94,372.90	\$110,382.00
9.84	3.0	\$54,246.40	\$60,879.80	\$66,087.50	\$77,778.60	\$86,682.20	\$97,017.80	\$113,814.60
10.5	3.2	\$55,828.00	\$62,663.60	\$68,073.20	\$80,033.50	\$89,139.10	\$99,662.60	\$117,247.10
11.15	3.4	\$57,410.10	\$64,447.30	\$70,058.90	\$82,288.20	\$91,595.90	\$102,307.50	\$120,680.00
11.81	3.6	\$58,991.60	\$66,230.90	\$72,044.20	\$84,543.10	\$94,052.50	\$104,952.30	\$124,112.70
12.46	3.8	\$60,573.30	\$68,014.60	\$74,029.90	\$86,798.10	\$96,509.30	\$107,597.20	\$127,545.20
13.12	4.0	\$62,155.10	\$69,798.00	\$76,015.70	\$89,052.80	\$98,965.90	\$110,242.10	\$130,977.80
13.78	4.2	\$63,736.90	\$71,581.70	\$78,001.20	\$91,307.40	\$101,422.70	\$112,886.90	\$134,410.70
14.43	4.4	\$75,869.40	\$83,916.20	\$90,537.70	\$104,113.30	\$114,430.30	\$128,860.30	\$151,445.90
15.09	4.6	\$77,451.00	\$85,700.10	\$92,523.20	\$106,367.90	\$116,886.80	\$131,505.20	\$154,878.40
15.74	4.8	\$79,032.60	\$87,483.60	\$94,508.50	\$108,622.80	\$119,343.80	\$134,150.10	\$158,311.00
16.4	5.0	\$80,614.50	\$89,267.30	\$96,494.20	\$110,877.40	\$121,800.50	\$136,794.90	\$161,743.50
17.06	5.2	\$82,196.20	\$91,050.90	\$98,479.70	\$113,132.40	\$124,257.20	\$139,439.70	\$165,176.30
17.71	5.4	\$83,777.90	\$92,834.50	\$100,465.10	\$115,387.10	\$126,713.80	\$142,084.70	\$168,609.10
18.37	5.6	\$85,359.70	\$94,618.20	\$102,451.00	\$117,642.10	\$129,170.50	\$144,729.40	\$172,041.60
19.02	5.8	\$86,941.20	\$96,401.80	\$104,436.60	\$119,896.80	\$131,627.30	\$147,374.20	\$175,474.40
19.68	6.0	\$88,523.10	\$98,185.30	\$106,422.20	\$122,151.50	\$134,084.30	\$150,019.20	\$178,907.00
20.34	6.2	\$100,655.60	\$110,520.00	\$118,958.40	\$134,957.30	\$147,091.50	\$165,992.70	\$195,942.00
20.99	6.4	\$102,237.40	\$112,303.60	\$120,944.00	\$137,212.20	\$149,548.30	\$168,637.80	\$199,374.60
21.65	6.6	\$103,819.00	\$114,087.30	\$122,929.40	\$139,466.70	\$152,005.30	\$171,282.50	\$202,807.30
22.3	6.8	\$105,400.90	\$115,870.80	\$124,915.00	\$141,721.60	\$154,461.80	\$173,927.20	\$206,240.00
22.96	7.0	\$106,982.60	\$117,654.40	\$126,900.70	\$143,976.60	\$156,918.80	\$176,572.20	\$209,672.70

PRICING NOTES

- Hydrophobic polyurethane resin seal joint injection and "MEL-ROL" joint wrap, sump frame and grate (300 mm x 300 mm) included
- Removable top slab and frost straps included
- For depths greater than 7m total contact us at sales@decastltd.com

*For structures that have a width of over 3800mm please contact DECAST shipping department 3 weeks prior to shipping, as escort load permits are required by various municipalities which typically take at least 2 weeks.

REGION OF PEEL CHAMBERS

WATERMAIN PIPE TO CHAMBER CONNECTIONS			
PIPE DIAMETER (mm)	PIPE TYPE	PRICE (per connection boot)	PRICE (per connection link seal)
150	Ductile Iron & PVC	\$326.50	\$1,564.20
200	Ductile Iron & PVC	\$326.50	\$2,205.00
250	Ductile Iron & PVC	\$426.50	\$2,473.20
300	Ductile Iron & PVC	\$426.50	\$3,025.80
400	Ductile Iron & PVC	\$557.40	\$3,873.20
600	Ductile Iron & PVC	\$971.90	\$4,406.80
400	Concrete Pressure Pipe	N/A	\$5,065.20
450	Concrete Pressure Pipe	N/A	\$5,512.00
500	Concrete Pressure Pipe	N/A	\$6,001.60
600	Concrete Pressure Pipe	N/A	\$7,996.80
750	Concrete Pressure Pipe	N/A	\$9,655.80
900	Concrete Pressure Pipe	N/A	\$10,737.90
1050	Concrete Pressure Pipe	N/A	\$12,625.60
1200	Concrete Pressure Pipe	N/A	\$12,666.50

WATERMAIN PIPE TO CHAMBER CONNECTIONS

The factory cast wall opening can be fitted with a flexible boot or a link seal to ensure a watertight connection



VALVE CHAMBERS



APPLICATIONS

- Watertight housing for valves and equipment for water distribution

DIMENSIONS

- 900 mm x 1800 mm up to 4000 mm x 6000 mm inside
- Chimney opening to specification

PRICING NOTES

- Prices can be estimated by referring to the box maintenance hole estimate sheets. Contact sales@decastltd.com for a quotation

SERVICES

- Joint sealing with hydrophobic polyurethane resin
- Installation of frost straps



REINFORCED CONCRETE MICROTUNNELING PIPE

INSIDE DIAMETER (mm)	PRICE / METRE*
	MICROTUNNELING PIPE
600	\$749.60
900	\$1,615.10
1200	\$2,580.20
1350	**
1500	**
1650	**
1800	**
1980	**
2100	**
2250	**
2500	**
2700	**



* Other nominal diameters to suit specific project requirements may be available upon request
 ** Pricing based on 140-D (Class V) pipe * Pricing dependent on required pipe design for each project



APPLICATIONS

- Use to avoid the disruption of open-cut construction
- Use as a tunnel liner
- Storm or sanitary sewers
- Designed for gravity flow of fluids
- Custom designed for watermain
- Single pass watermain

DIMENSIONS


- 600 mm 2m (dry cast)
- 900 mm 2.4m (dry cast)
- 900, 1980, 2700 mm: 3 m
- 1200, 1350, 1500, 1650, 1800, 2250, 2500 mm: 3 or 4 m
- 2100 mm: 4 m

PRICING NOTES

- Price includes mild steel bell
- Allow 8-12 weeks for delivery, to be confirmed at time of the order
- Microtunneling pipe is designed for a Microtunneling Boring Machine (MTBM), loading and ground conditions
- Contact sales@decastltd.com to discuss your project requirements
- Extra shipping costs may apply
- Pipes with lubrication ports and interjack pipes available at additional cost
- Additional insulating protection of concrete and / or steel collars could be accommodated, when specified
- HDPE (high density polyethylene) or steel liners available

STANDARD(S) REFERENCE

- CAN / CSA A 257.2 (ASTM C76)



CONCRETE PRESSURE PIPE

Concrete Pressure Pipe (CPP) is an engineered product that has been manufactured and used throughout North America for decades. It combines the best properties of steel and concrete into a robust pipe capable of withstanding extremely high internal and external loads. It is also inherently corrosion resistant and can be used in virtually any ground conditions found throughout North America, as well as in subaqueous and open-air applications.

Unlike other pipe types, CPP fittings are 100% customizable and can be made to suit any configuration required to achieve desired alignments and connections for water and wastewater pipelines.

DECAST



APPLICATIONS

- Water Transmission Lines
- Water Distribution Mains
- Wastewater Gravity Sewers
- Wastewater Force Mains
- Dam Principal Spillways
- Water Treatment Plants
 - Process Lines
- Wastewater Treatment Plants
 - Process lines
- Industrial Process Lines
- Chilled Water Lines
- Power Plant Cooling Lines
- Power Plant Make-up Water Lines
- Subaqueous Intake Lines
- Subaqueous Outfall Lines
- Pile Supported Lines
- Direct Jacked/Microtunnelling
- Carrier Pipe in Tunnel Casings



CONCRETE PRESSURE PIPE & FITTINGS

CPP is an engineered product that combines the best features of concrete and steel to create a robust, safe structure.

Custom fittings designed and manufactured specifically for each project.

APPLICATIONS

- Transmission Mains, Distribution Mains, Power Plant Cooling Water Lines, Sewage Force Mains, Gravity Sewers, Subaqueous Lines, Water Intake / Discharge Lines and Industrial Pressure Lines

DIMENSIONS

- AWWA C303 - 400 mm (16") to 500 mm (20") diameter with a standard pipe length of 7.315m (24')
- AWWA C301 - 600 mm (24") to 2400 mm (96") diameter with a standard pipe length of 6.096 m (20')
- AWWA C300/C302 Contact Engineering Department for more information.

PRICING NOTES

- Prices are provided on a per job basis and can include pipe, fittings and services, contact sales@decastltd.com

STANDARD(S) REFERENCE

- AWWA C301, AWWA C304, AWWA C300, AWWA C302, AWWA C303

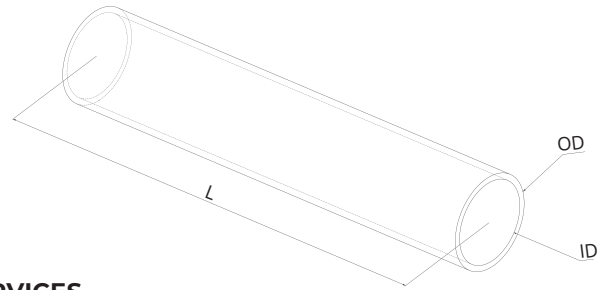
ADDITIONAL INFORMATION OF C301 PIPE		
NOMINAL PIPE DIAMETER (mm)	MASS PER PIPE (kg)	STANDARD TRUCKLOAD
400	1,404	24
450	1,649	18
500	1,832	18
600	2,320	18
750	3,419	8
900	4,335	8
1050	5,923	4
1200	7,510	4
1350	8,915	2
1500	10,014	2
1650	13,677	2
1800	16,181	2
1950	18,745	1
2100	21,737	1
2250	23,081	1
2400	24,564	1



CONCRETE PRESSURE PIPE & FITTINGS

ADDITIONAL INFORMATION

- Concrete pressure pipe shipments include gaskets, lubricant and diapers for field grouting of joints. Grout is not included
- Mass per pipe is provided as a guide only. Mass per pipe can vary based on pipe design. Please contact us for an actual mass per pipe for a specific pipe and project conditions
- Pipeline projects often require a complicated geometry. The adaptability of Concrete Pressure Pipe with standard and custom-designed special fittings (bends, tees, reducers, etc.) gives practical solutions to the piping system designer
- Mechanically Restrained Joints, Double Gasket Air-Testable Joints, Customized Joints are also available
- Contact us at sales@decastltd.com for the design of all pipes
- Contact us at engineering@decastltd.com for the design of concrete pressure pipe to other standards and diameters
- For information on installation, refer to the Concrete Pressure Pipe Installation Manual at www.decastltd.com



SERVICES

- On site welding
- Shop drawings may be prepared prior to contract award in some cases
- Consultation on connections to existing water services
- Engineering consultation for specific design requirements and customized solutions
- Contact sales@decastltd.com for a quotation on any of the above services
- Contact engineering@decastltd.com for engineering consultation or support

ADDITIONAL NOTES

- Shop drawings for the design and manufacture of Concrete Pressure Pipe and fittings are sealed, stamped by a Professional Engineer
- DECAST Ltd. holds Certificate of Authorization licence #11600360 issued by Professional Engineers Ontario





STEEL PIPE & FITTINGS

APPLICATIONS

- Transmission Mains, Distribution Mains, Pipe designed for pressurized flow

DIMENSIONS


- 400 mm (16") to 2400 mm (96") diameter, gauge of steel to suit project requirements

PRICING NOTES

- Prices are provided on a per job basis and can include pipe, fittings and services. Contact sales@decastltd.com for a quotation

SERVICES

- On site welding
- Consultation on connections to existing water or other services
- Engineering consultation for specific design requirements and customized solutions





BRIDGES & GIRDERS

Precast concrete bridges are a popular construction method known for their many benefits. The superstructure, including girders and deck panels, is prefabricated off-site and transported to site when the contractor is ready for installation.

The substructure components, such as piers and abutments, can also be precast, reducing time and cost. These bridges are versatile, as they can be designed to meet specific span lengths, traffic, and environmental requirements. Benefits include shorter construction time, minimal maintenance, durability, weather resistance and modular design that can accommodate future expansion.

Precast concrete bridges offer reliable and cost-effective solutions for a variety of infrastructure projects.

DECAST



APPLICATIONS

- Highways and Roads
- Pedestrian and Bicycle Paths
- Rail and Transit
- Industrial and Commercial
- Rural and Remote Areas
- Waterway Crossings

These applications showcase the versatility of precast concrete bridges in various infrastructure projects, including transportation, pedestrian access, industrial settings, rural areas, and water crossings.





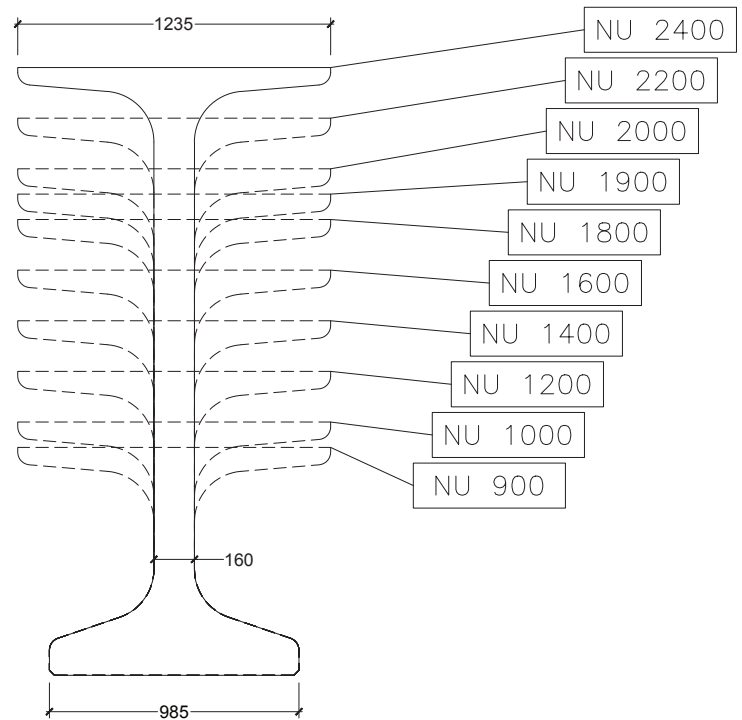




Manufactured indoors
under controlled conditions

SUPERSTRUCTURE

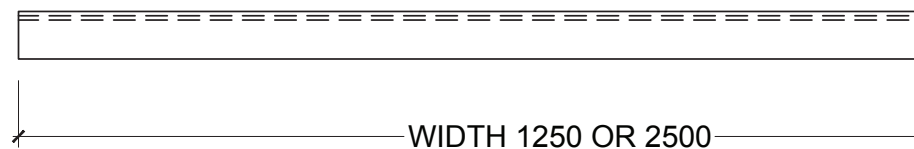
- NU Girders (NU900 to NU2400)
- I-Girders (CPCI900 to CPCI2300)
- Box Girders (B700-B1000)
- Solid Slabs (SS300 to SS600)
- Hollow Slabs (HS400 to HS600)
- Integral Deck Bridges
- Partial Depth Deck Panels
- Full Depth Deck Slabs
- Barriers



NU-GIRDERS

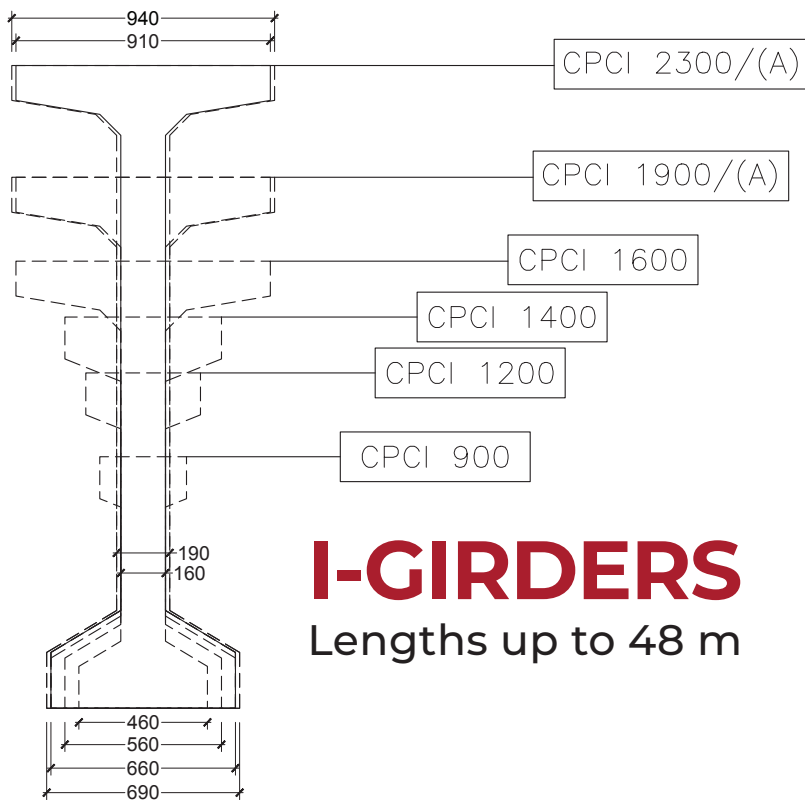
Lengths up to 50 m

PARTIAL DEPTH DECK PANELS



Bridges Technical Guide available
upon request

NOTE: PANEL LENGTHS VARY BASED ON GIRDER S

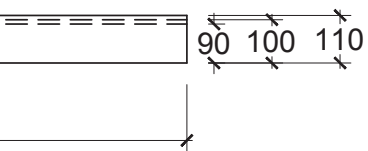


I-GIRDERS

Lengths up to 48 m

SUBSTRUCTURE

- Approach Slabs
- Wingwalls
- Abutments
- Pier Caps
- Footings
- Piers



SPACING.

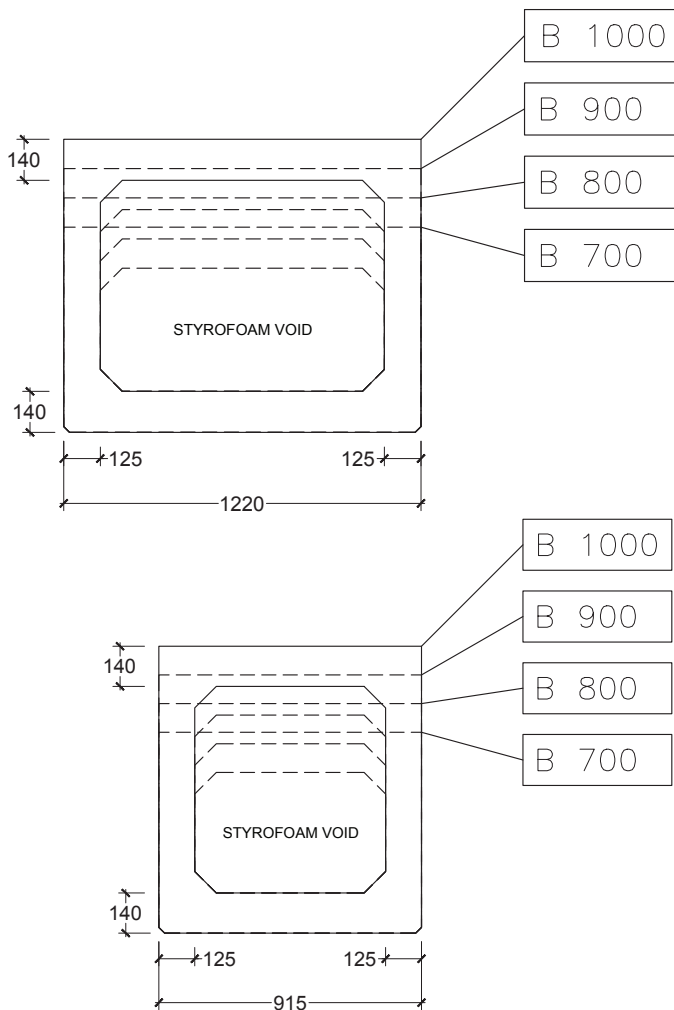


visit decastltd.com for more information

BOX GIRDERS & SLAB GIRDERS

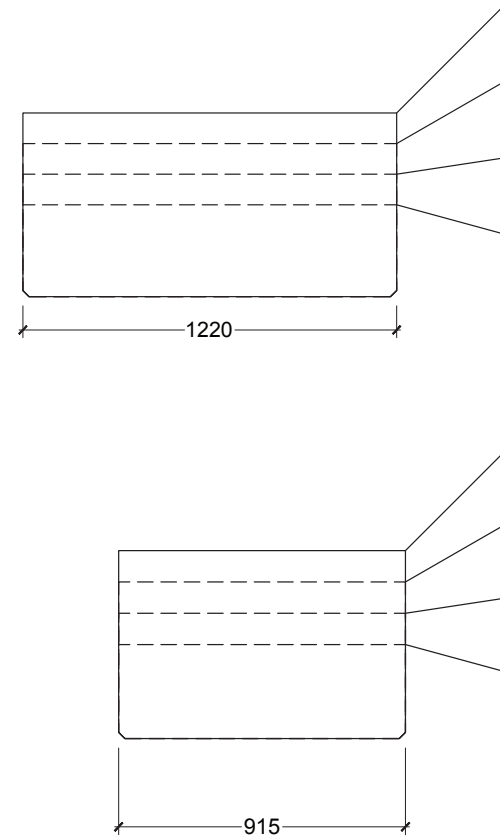
BOX GIRDERS

Lengths up to 35 m



SOLID SLAB GIRDERS

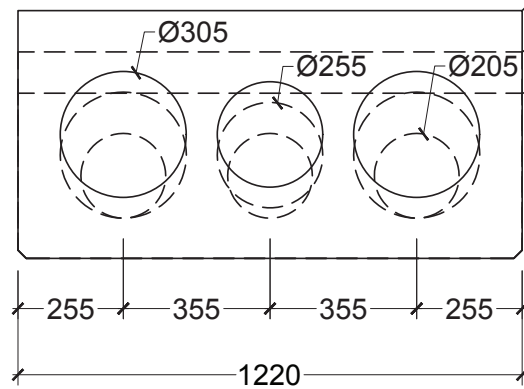
Lengths up to 14 m



HOLLOW SLAB GIRDERS

Lengths up to 17 m
depending on depth

SS 600
SS 500
SS 400
SS 300

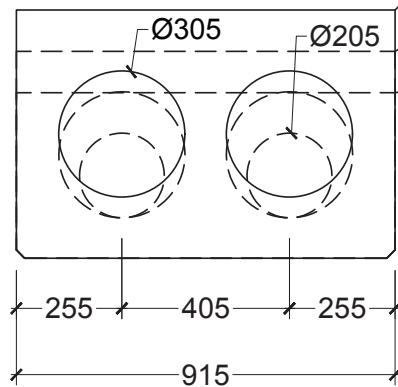


HS 600

HS 500

HS 400

SS 600
SS 500
SS 400
SS 300



HS 600

HS 500

HS 400

TERMS & CONDITIONS OF SALE

1. DEFINITIONS In these terms and conditions, the following words shall have the following meanings: The "Seller" shall mean DECAST Ltd. "The Goods" shall mean the materials, products and services supplied by Seller in accordance with these conditions. "The Purchaser" shall mean the entity, firm or person purchasing the Goods from Seller. "Special Terms and Conditions" are terms and conditions that are applicable to specific Products and that supersede and replace the General Terms and Conditions provided below.

2. THE CONTRACT All orders received and accepted by Seller are based on the terms and conditions provided herein, unless the Quotation and/or Order acknowledgment indicates that special terms and conditions apply in which case they supersede these General Terms and Conditions.

3. PRICE 3.1 Quotations remain open until written acceptance but may be withdrawn if written acceptance has not been received by the Seller within 30 days of quotation. 3.2 All prices are exclusive of H.S.T. and all quotations are subject to any increase in sales tax or freight or to the imposition of new taxes in which case the amount of the increase will be added. 3.3 All prices quoted delivered are for delivery to site or as near thereto as safe roadway permits based on a 160 km radius from Barrie, Ontario F.O.B. job site. 3.4 Unless otherwise expressly agreed by the Seller in writing, prices cover only delivery on working days and during working hours. 3.5 All deliveries made or work done at Purchaser's request on Bank Holidays, Sundays, Saturday, and outside normal working hours will be subject to extra charges. 3.6 Part load charges will be made when the Purchaser requests deliveries to be made in quantities of less than a full load, other than the final load to finish a specific project. 3.7 Acceptance of quotations does not obligate the Seller until the Purchaser's credit is approved by the Seller's credit department. 3.8 The Seller reserves the right to make an extra charge for unreasonable delay in unloading or releasing their vehicles beyond one hour.

4. PAYMENT 4.1 Standard payment terms are net thirty days (30). A discount of three percent (3%) will only be allowed on gravity products if payment is received by the 25th day of the month following the date of invoice, provided there are no overdue invoices outstanding. H.S.T is not subject to the discount. 4.2 A service charge of two percent (2%) per month (twenty-four percent (24%) per year) will be applied to overdue accounts. 4.3 In the event credit has not been established DECAST Ltd. reserves the right to require payment in advance of shipment. 4.4 The Purchaser shall not be entitled to withhold payment of any amount payable to the Seller by reason of any dispute or claim by the Purchaser and in the case of any incorrect or short delivery shall remain liable to pay the full invoice price of all goods delivered or available for delivery.

5. PAYMENT TERMS EXCEPTIONS 5.1 The 3% Discount is not applicable on all products unless specifically identified. See Quotation - Special Terms and Conditions for clarification. Discount is at DECAST Ltd.'s sole discretion and subject to confirmation at time of order. 5.2 Any variations, additions or deletions in payment terms to be authorized in writing by Accepted Purchase Order, (Sub) Contract Agreement or DECAST Ltd. Order acknowledgment.

6. DELIVERY 6.1 Delivery will be made at the delivery address specified in the quotation or order acknowledgment. 6.2 Delivery dates mentioned in any quotation, order acknowledgment or elsewhere are approximate only and not of any contractual effect. The Seller will not have any liability for loss or damage (including loss or profit and consequential loss) to the Purchaser in respect of any failure to deliver on any particular date or dates. 6.3 The Seller requires no less than forty eight (48) hours' notice of the Purchaser's requirements to ensure adequate service and to enable the Seller to schedule trucks and deliveries. 6.4 Delivery of goods may be totally or partially suspended during any period in which Seller is prevented or hindered from such delivery by reason of any circumstances beyond its control (including but not limited to the default of any person or firm engaged by the Purchaser) and such suspension shall not give rise to any claim by Purchaser against Seller nor shall it give the Purchaser the right to terminate any agreement with the Seller. 6.5 An allowance of five percent (5%) will be made for goods picked up at our yard, (not applicable to all products.) 6.6 Where delivery F.O.B. trucks at job site is included in the prices quoted, delivery shall be construed to mean motor truck delivery in 25 tonne minimum truckload quantities, as close to the job site, designated storage area, or the line of trench as is practical for loaded motor trucks and trailers operating under their own power, without risk of accident, injury or undue delay. The Purchaser shall be responsible for ensuring the safe and satisfactory access to such place and shall be solely responsible for any accident or damage resulting from his failure to do so and shall indemnify Seller against all claims of loss or damage thereby caused except where such loss or damage is caused by the negligence of Seller's employees. 6.7 At time of delivery to job site, the Purchaser is responsible for promptly off-loading Seller's truck. If Purchaser delays in off-loading the vehicle and Seller's vehicle is kept on site longer than 1 hour after arrival to delivery site, an additional charge will apply. 6.8 Quotations are made on the condition that full delivery will be taken within 6 months from acceptance of the order. Any goods delivered after this period will be subject to any increase in prices shown in our regular quoted list prices in effect at the time of delivery.

7. OVERSIZED DELIVERIES 7.1 For 3600mm diameter maintenance holes which have an outside diameter greater than 3800mm, please contact DECAST shipping department 3 weeks prior to shipping, as escort load permits are required by various municipalities which typically take at least 2 weeks. 7.2 This also applies to any other product with outside widths greater than 3800mm in width.

8. TITLE AND RISK 8.1 The Purchaser shall inspect the goods purchased at the time of delivery and claims in respect thereto must be made at that time. If any such goods are found to be defective, the Seller will deliver new goods to the Purchaser at the site of the work in lieu thereof, but it is a condition of sale that this will be the limit of the Seller's liability. The Seller will not be liable for any other labour costs or other consequential damages. 8.2 Acceptance of goods and services by the customer deems acceptance of the terms and conditions listed above.


9. LIABILITY 9.1 The Seller shall not be liable for delay or non-delivery caused by the failure of transportation facilities, strikes, fire, war, flood, accident or any other cause beyond the Seller's control. 9.2 No warranties, representatives, conditions or agreements exist which are not set out in writing. 9.3 The Purchaser is reminded to verify all quantities, calculations, and specifications. The Seller assumes no liability in this regard. 9.4 Material returned for credit will be subject to freight charges and the acceptance of the Seller. Special projects ordered by the Purchaser are not subject to cancellation. Any special products not taken will be charged to the Purchaser. There will be a twenty-five percent (25%) handling charge for any standard stock products returned. 9.5 A waiver of any one or more of the terms and conditions herein by the Seller shall not constitute a general waiver of terms and conditions and the Seller reserves the right to enforce any and all conditions not so waived. Any such waiver must be in writing.

THIS CONTRACT, WHICH CONSISTS EXCLUSIVELY OF THIS ORDER ACKNOWLEDGMENT (INCLUDING ITS TERMS AND CONDITIONS OF SALE), TOGETHER WITH ANY WRITTEN SUPPLY AGREEMENT SIGNED BY BOTH PARTIES RELATED TO THE SALE OF PRODUCT TO PURCHASER AND ANY PRICE QUOTATION OF SELLER, FORMS THE ENTIRE AGREEMENT BETWEEN THE PARTIES AND EXCLUSIVELY GOVERNS ALL SALES AND PURCHASES OF PRODUCT HEREIN. ANY ADDITIONS, MODIFICATIONS OR CONTRADICTIONS TO THE TERMS OF THE CONTRACT APPEARING IN A PURCHASE ORDER, QUOTATION, ACKNOWLEDGMENT OR OTHER DOCUMENT OF PURCHASER ARE HEREBY EXPRESSLY REJECTED WITHOUT FURTHER NOTICE TO PURCHASER. ANY CONDUCT BY PURCHASER RECOGNIZING THE EXISTENCE OF AN AGREEMENT SHALL BE DEEMED AN ACCEPTANCE OF THE TERMS AND CONDITIONS OF THE CONTRACT





CONTACT

 Rob Micieli Vice President, Sales	416.605.7374
Frank Mazza, C.E.T. Sales	416.520.2779
John Pozzobon, C.E.T. Sales	905.302.1062
Martin Fischer Sales	705.796.8868
Jorge Silveira, A.Sc.T. Sales	416.453.6837
Nicholas Halcovitch Sales	437.328.2489
Mauro DeFranco, P.Eng. Technical Sales Engineer	647.500.3789
Tyler Corcoran P.Eng. Technical Sales Engineer	705.734.2892 ext 2707
Janet Valentine Sales Coordinator	705.734.2892 ext 2277

 **SALES**
sales@decastltd.com

ENGINEERING
engineering@decastltd.com

INFO & INQUIRIES
info@decastltd.com

 **DECAST Ltd.**
8807 County Road 56
Utopia, ON L0M 1T0
1.800.461.5632
705.734.2892

 **WEB**
www.decastltd.com

**ESSA
TOWNSHIP**

HWY 90

COUNTY ROAD 56

 **DECAST Ltd.**

